

FICHE PRODUIT



cuisine

TEAM7



SOMMAIRE

matériaux

bois	3
verre coloré	3
céramique	4
poignées	4

légende

rien que la saveur	5
grignoter sur le marché	5
promenade en forêt	6

conseils de planification

répartition de façade	7
aperçu des dimensions	8

corps

éléments bas	9-11
armoires	12-15
éléments supérieurs	16-17
éléments supérieurs avec lumière	18-19

<i>notices</i>	20
----------------	----

essences de bois

Sauf indication contraire, toutes les surfaces en bois sont traitées à l'huile naturelle.



aloune



hêtre



cœur de hêtre



chêne




chêne sauvage*



merisier



noyer



noyer sauvage*




chêne huile blanche




chêne sauvage
huile blanche*

couleurs de verre


brillant ou mat | toutes les surfaces en verre dans la couleur de votre choix (palette NCS, moyennant un supplément)




blanc
(optiwhite)




blanc naturel
(optiwhite)



sable
(optiwhite)




galet
(optiwhite)




taupe
(optiwhite)



boue
(optiwhite)



brun foncé



gris clair
(optiwhite)




gris moyen
(optiwhite)




anthracite



gris graphite
(optiwhite)



noir



pearl
(uniquement mat)



bronze
(uniquement mat)



acier
(uniquement mat)


échantillons de couleur

Le bois est l'un des matériaux naturels les plus beaux, les plus précieux et les plus polyvalents. Chaque pièce est unique. Les différences de couleur dépendent de la structure et de la zone de croissance de l'arbre. Tout comme de l'âge du meuble, car la teinte de la surface varie selon l'environnement ambiant (par ex. lumière du jour). En cas de fabrication d'après un échantillon de couleur, nous nous efforçons toujours de la reproduire le mieux possible. Néanmoins, il y aura toujours de légers écarts car, avec le bois, le cuir, le tissu ou le verre, des couleurs identiques sont impossibles.


*L'aspect sauvage ne peut être utilisé que sur les façades.

céramique

utilisation : façades, plans de travail (seulement une sélection des surfaces disponibles sur le marché)



blanc arctique




phedra



ciment



iron grey



noir basalte

poignées

poignées profilées



poignée profilée (GPS)
finition inox
noir



poignée profilée (GPE)
finition inox



poignée profilée (FGS)
à fleur de surface
finition inox | noir



poignée profilée (FG)
à fleur de surface
finition inox

sans poignée



poignée en creux (GFU)
finition inox



Servo Drive (AP-SD)
électrique
ferrure tactile (AP-TD)
mécanique

poignées-barre



poignée métallique (MGS)
finition inox
noir



poignée métallique (MG)
finition inox



poignée-barre (SEF)
finition inox



poignée-barre (SEN)
bois (hêtre, chêne, chêne
huile blanche, noyer)



poignée-barre (GKU)
cubique
finition inox



poignée-barre (GO)
ovale
finition inox



poignée (GR)
ronde
inox



poignée-barre (EF)
ronde
finition inox

légende

Les cuisines TEAM 7 sont aussi individuelles que votre mode de vie. Découvrez notre vaste gamme de cuisines !

RIEN QUE LA SAVEUR

Ces cuisines aux lignes épurées misent sur un cachet empreint d'élégance qui associe subtilement la sobriété et la fonctionnalité.



echt.zeit



filigno



black line



k7

GRIGNOTER SUR LE MARCHÉ

Les cuisines d'une diversité presque infinie permettent chaque planification, quels que soient la taille et le style.



linee



cera line



linee



l1

PROMENADE EN FORÊT

Découvrir le bois véritable, utilisé généreusement, avec tous les sens est également au cœur de ces cuisines.

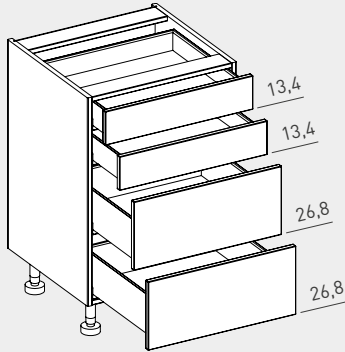


informations sur la planification

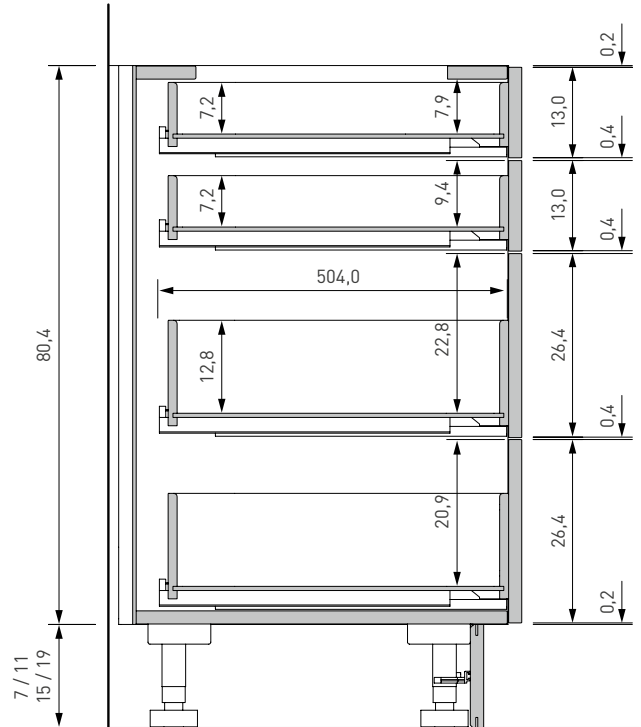
répartition façades / hauteur de corps : h 67,0 cm et h 80,4 cm

exemple de répartition façades

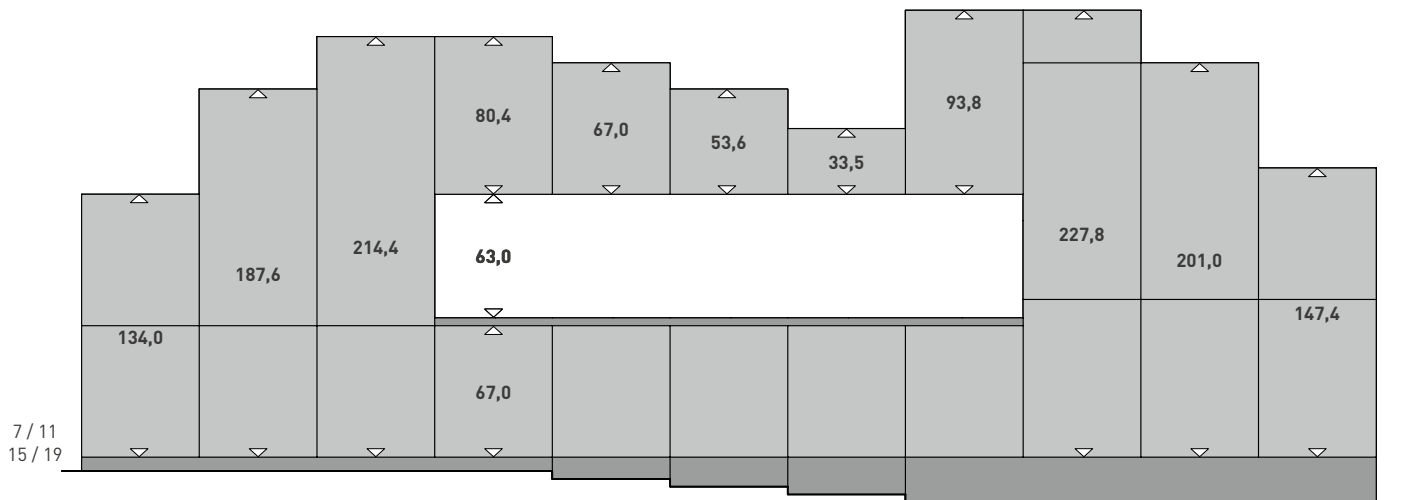
U_80L2A2_
hauteur de trame : 13,4 cm
écartement de façade : 0,4 cm



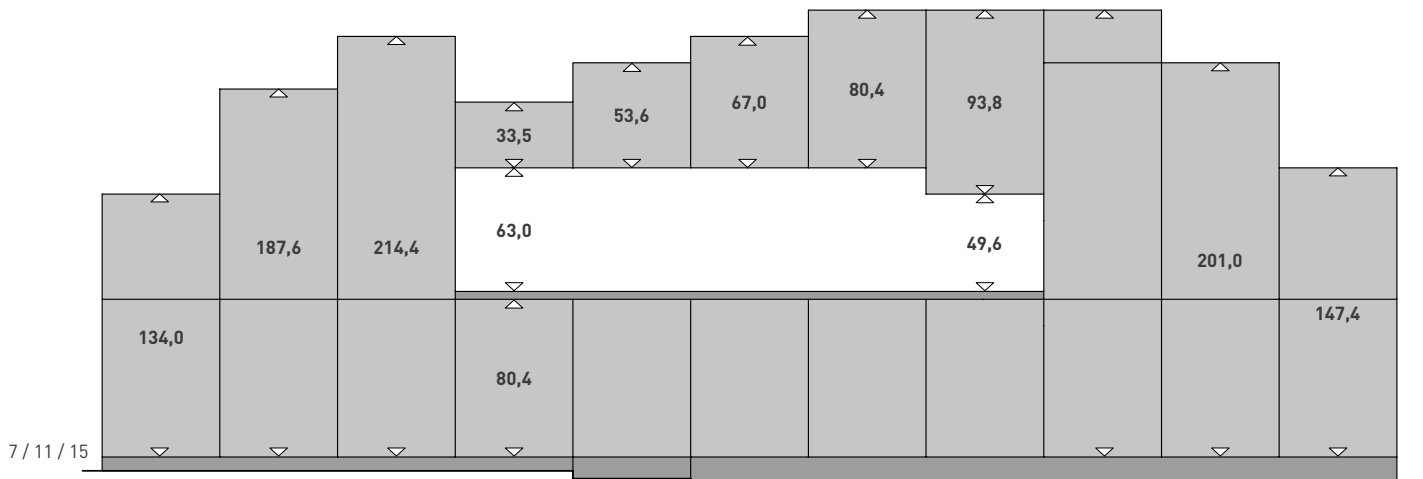
Nos croquis symbolisés sont toujours cotés, y c. joint en profilé.



hauteur de corps élément bas 67,0 cm

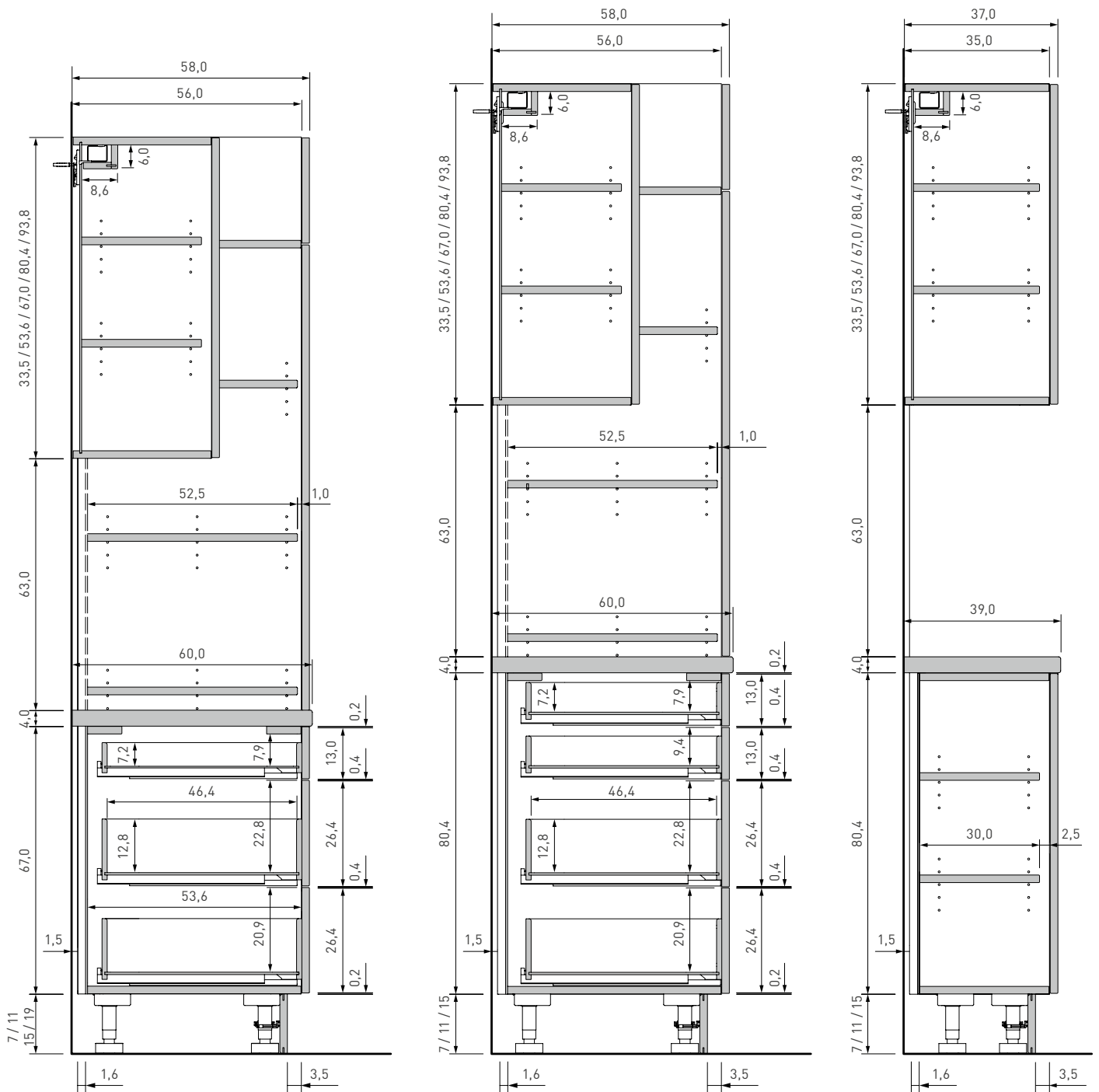


hauteur du corps de l'élément bas 80,4 cm



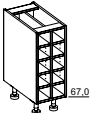
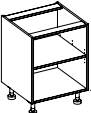

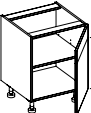

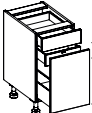
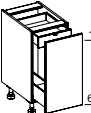
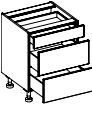
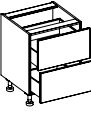


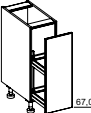
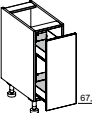

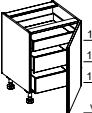

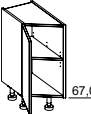
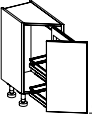
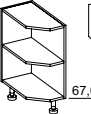


conseils de planification

aperçu des dimensions








éléments bas | linee | echt.zeit | loft | rondo

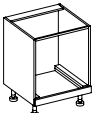

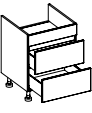


hauteur : 67,0 cm

 30	UF3067	 67.0	U_67	 67.0	U_67T_	 13.4 53.6	U_67TG_	 13.4 53.6	U_67LT_
15/20/30/40/45/50/60/80/90/100/120									
 30/40/45/50/60	U_67LAI_	 11.0 67.0	U_67AI_	 13.4 26.8 26.8	U_67LA2_	 33.5 33.5	U_67A2_	 13.4 13.4 26.8	U_67L3A_
30/40/45/50/60/80/90/100/120									
 30/45/60	U_67TI3_	 67.0	U_67AR_	 67.0	U_67AP_	 var.	U_67TB_	 11.0 17.0 17.0 var.	U_67TI3_
15/20/30/40/45									
 160/180/200/240	U_67ST_	 67.0	UR_67T_	 67.0	UR3067AR	 67.0	UARE3067	 67.0	UARR3067
15/30									
 60/80/90/100/120	UOR_80 UOR_80S UOR_80L UOR_80LS								



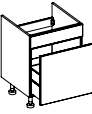
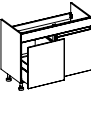
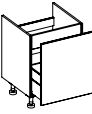
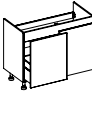
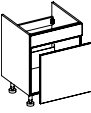
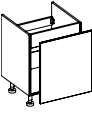






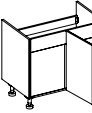
éléments d'angle

 90/105	UED_67T_	 67.0	UE9067K_	 67.0	UEG9067T_	 67.0	UEG_67LR_	 67.0	UEG_67LP_
90									
110									
110/115/125									

éléments pour four

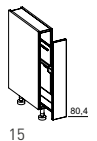
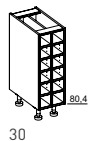




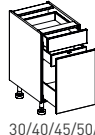
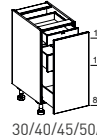
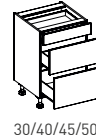

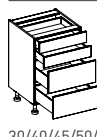
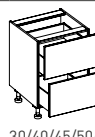



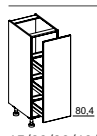
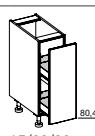
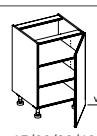

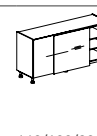
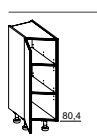
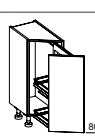
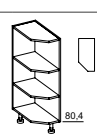
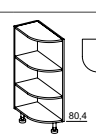

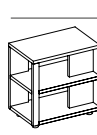
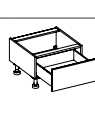
 60	UH6067B_	 13.4 26.8 26.8	UK1_67LA2_	 13.4 26.8 26.8	UK2_67BA2_	 13.4 26.8 26.8	US_67A2_		MSNIK2_
60/80/90/100/120									
90/100/120									

sous-évier


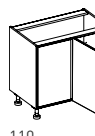
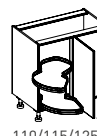

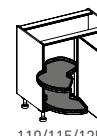
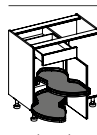

 45/50/60/80/90/100/120	US_67BT_	 67.0	US_67T_	 13.4 53.6	US_67BA_	 13.4 53.6	US_67BAA_	 67.0	US_67A_
45/50/60/80/90/100/120									
 80/90/100/120	US_67AA_	 13.4 53.6	US_67B_	 67.0	US_67_	 60	MSNI60	 45/60	MSBL_
45/60									
 40/45/50/60/90	MSNIK_	 13.4 53.6	USD_67BT_	 67.0	USD_67T_		MSUSD	 67.0	USEG9067T_
90/105									
90/105									
110									

éléments bas | linee | echt.zeit | loft | rondo

hauteur : 80,4 cm

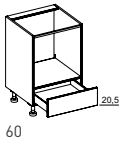
 15 80,4	U1580H_	 30 80,4	UF3080	 15/20/30/40/45/50/60/80/90/100/120 80,4	U_80	 15/20/30/40/45/50/60/80/90/100/120 80,4	U_80T_	 15/20/30/40/45/50/60/80/90/100/120 13,4 67,0 80,4	U_80TG_
 30/40/45/50/60/80/90/100/120 13,4 67,0	U_80LT_	 30/40/45/50/60 13,4 11,0 67,0	U_80LAI_	 30/40/45/50/60 11,0 17,0 80,4	U_80AI2_	 30/40/45/50/60/80/90/100/120 13,4 26,8 40,2	U_80LAA_	 30/40/45/50/60/80/90/100/120 13,4 33,5 33,5	U_80LA2_
 30/40/45/50/60/80/90/100/120 13,4 13,4 26,8 26,8	U_80L2A2_	 30/40/45/50/60/80/90/100/120 40,2 40,2	U_80A2_	 30/40/45/50/60/80/90/100/120 26,8 26,8 26,8	U_80A3_	 30/40/45/50/60/80/90/100/120 13,4 13,4 13,4 13,4 26,8	U_80L4A_	 30/45/60 11,0 11,0 17,0 17,0 80,4	U_80TI4_
 15/20/30/40/45 80,4	U_80AR_	 15/20/30 80,4	U_80AP_	 15/20/30/40/45/50/60/80/90/100/120 var. 80,4	U_80TB_	 30/45/60 11,0 11,0 17,0 17,0 var.	U_80TBI4_	 160/180/200/240 80,4	U_80ST_
 15/30 80,4	UR_80T_	 15/30 80,4	UR3080AR_	 30 80,4	UARE3080	 30 80,4	UARR3080	 60/80/90/100/120 80,4	UOR_80 UOR_80S UOR_80L UOR_80LS
 60/80/90 3,9 80,4	UOFR_80_	 45/50/60/80/90/100/120 26,4	U_26A_						

éléments d'angle

 90/105 80,4	UED_80T_	 110 80,4	UEG9080T_	 110/115/125 80,4	UEG_80LR_	 110/115/125 13,4 67,0	UEG_80LLR_	 110/115/125 80,4	UEG_80LP_
 110/115/125 13,4 67,0	UEG_80LLP_	 90 80,4	UE9080K_						

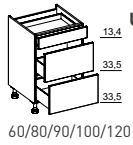
éléments bas linee | echt.zeit | loft | rondo

éléments pour four



UH6080L_

60



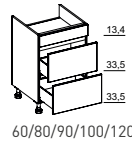
UK1_80LA2_

60/80/90/100/120



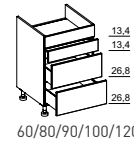
UK1_80L2A2_

60/80/90/100/120



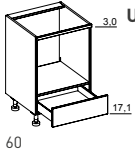
UK2_80BA2_

60/80/90/100/120



UK2_80BLA2_

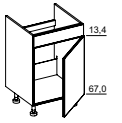
60/80/90/100/120



UH6080BL_

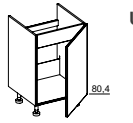
60

sous-évier



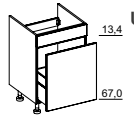
US_80BT_

45/50/60/80/90/100/120



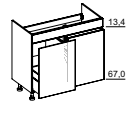
US_80T_

45/50/60/80/90/100/120



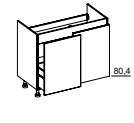
US_80BA_

45/50/60/90



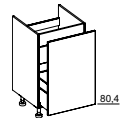
US_80BAA_

80/90/100/120



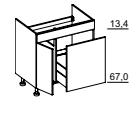
US_80AA_

80/90/100/120



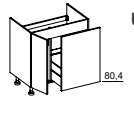
US_80A_

45/50/60/90



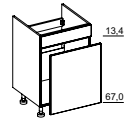
USWA9080BTA_

90



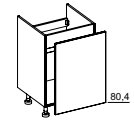
USWA9080TA_

90



US_80B_

45/60



US_80_

45/60



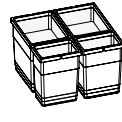
MSNI60

60



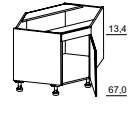
MSBL_

45/60



MSNIK_

40/45/50/60/90



USD_80BT_

90/105

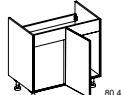


USD_80T_

90/105

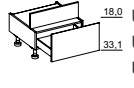


MSUSD



USEG9080T_

110

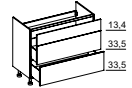


UGS_21A_

UGS_23A_

UGS_25A_

45/60



US_80A2_

90/100/120


























MSNIK2_
























90/100/120

armoires | linee | echt.zeit | loft | rondo

hauteur : 134,0 cm



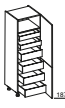
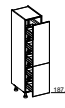
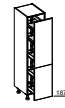
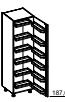
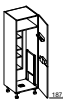
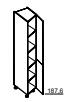
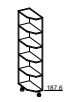
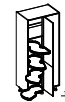
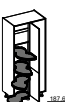

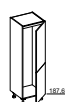
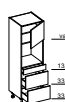
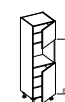

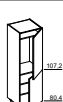

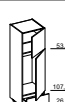


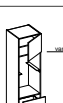
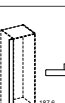
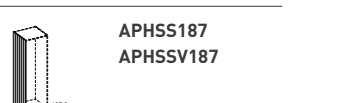
 30/40/45/50/60/80/90/100/120	 30/40/45/50/60/80/90/100/120	 30/45/60	 30/45	 30/45
 45/60	 30	 30	 90/100	 90/100
 120	 60	 60	 60	 60
 60	 60	 60	 60	 10/20
 60/80/90	 60/80/90			

hauteur : 147,4 cm

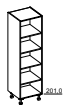
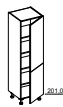
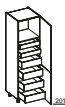
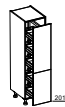
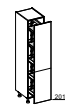

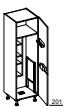
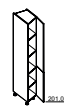
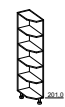
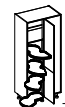
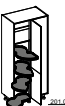

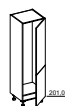
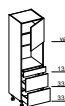
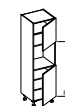

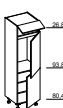
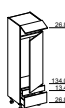
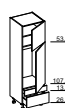
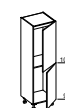
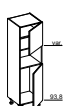
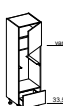
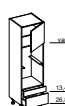
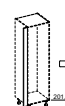
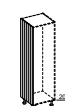
 30/40/45/50/60/80/90/100/120	 30/40/45/50/60/80/90/100/120	 30/45/60	 30/45	 30/45
 45/60	 30	 30	 90/100	 90/100
 120	 60	 60	 60	 60
 60	 60	 60	 60	 10/20
 60/80/90	 60/80/90			

armoires | linee | echt.zeit | loft | rondo

hauteur : 187,6 cm

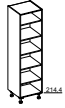
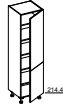
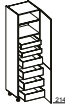
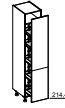
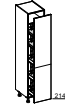
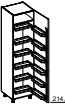
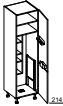
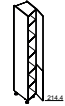
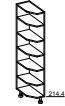
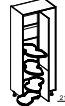
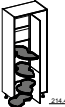

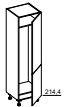

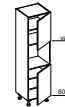

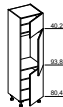
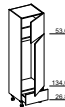
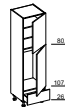
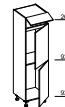
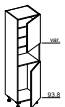
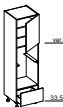
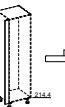

 30/40/45/50/60/80/90/100/120	 30/40/45/50/60/80/90/100/120	 30/45/60	 30/45	 30/45
 60	 60	 30	 30	 90/100
 90/100	 120	 60	 60	 60
 60	 60	 60	 60	 60
 60	 60	 10/20		

hauteur : 201,0 cm

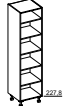
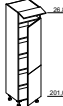
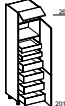
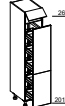
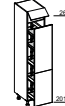

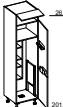
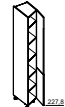
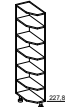
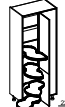
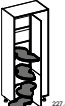

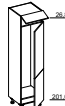

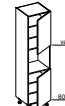
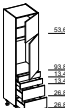
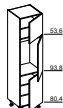
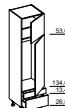
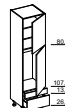
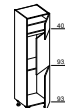



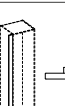
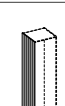
 30/40/45/50/60/80/90/100/120	 30/40/45/50/60/80/90/100/120	 30/45/60	 30/45	 30/45
 60	 60	 30	 30	 90/100
 90/100	 120	 60	 60	 60
 60	 60	 60	 60	 60
 60	 60	 60	 10/20	

armoires | linee | echt.zeit | loft | rondo

hauteur : 214,4 cm

 30/40/45/50/60/80/90/100/120	 30/40/45/50/60/80/90/100/120	 30/45/60	 30/45	 30/45
 60	 60	 30	 30	 90/100
 90/100	 120	 60	 60	 60
 60	 60	 60	 60	 60
 60	 60	 10/20		

hauteur : 227,8 cm

 30/40/45/50/60/80/90/100/120	 30/40/45/50/60/80/90/100/120	 30/45/60	 30/45	 30/45
 60	 60	 30	 30	 90/100
 90/100	 120	 60	 60	 60
 60	 60	 60	 60	 60
 60	 60	 60	 10/20	

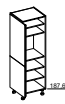
armoires linee | echt.zeit | loft | rondo

armoire à portes coulissantes pivotantes



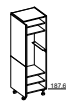
HDS_18713_

69.3/138.6



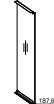
HGDS18760_

69.3



HGDS187G2_

69.3



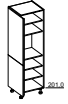
WSDS_187
WWDS_187

1.2/1.9/2.5



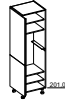
HDS_20113_

69.3/138.6



HGDS20160_

69.3



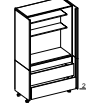
HGDS201G2_

69.3



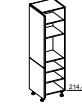
WSDS_201
WWDS_201

1.2/1.9/2.5



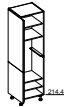
HDS_21413_

69.3/138.6



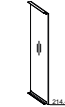
HGDS21460_

69.3



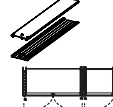
HGDS214G2_

69.3

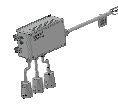


WSDS_214
WWDS_214

1.2/1.9/2.5






DSC_








AADS






éléments supérieurs linee | echt.zeit | loft | rondo






hauteur : 33,5 cm

 O_33	 O_33K_	 O_33KIAL
15/20/30/40/45/50/60/80/90/100/120	30/40/45/50/60/80/90/100/120	30/40/45/50/60/80/90/100/120






hauteur : 53,6 cm






 O_53	 O_53T_	 O_53KIAL	 O_53S_	 OA_53SA_
15/20/30/40/45/50/60/80/90/100/120	15/20/30/40/45/50/60/80/90/100/120	60/80/90/100/120	60/90	






 OFL6053T_	 OFL_53T_	 O_53M	 OARE3053	 OARR3053
60	90/100/120	50/60	30	30


 OEG_53T_	 OEG_53T_	 OE_53	 OE_53T_	 OED6553T_
80/90	110/115/125	60/65/90	60/65/90	65

hauteur : 67,0 cm






 O_67	 O_67T_	 O_67F_	 OA_67FA_	 OFL6067T_
15/20/30/40/45/50/60/80/90/100/120	15/20/30/40/45/50/60/80/90/100/120	60/80/90/100/120	60/90	60






 OFL_67T_	 OFL_67F_	 O_67M	 O_67MK_	 OARE3067
90/100/120	90/100/120	50/60	50/60	30






 OARR3067	 OEG_67T_	 OEG_67T_	 OE_67	 OE_67T_
30	80/90	110/115/125	60/65/90	60/65/90

 OED6567T_
65

hauteur : 80,4 cm

 O_80	 O_80T_	 O_80F_	 OA_80FA_	 OFL6080T_
15/20/30/40/45/50/60/80/90/100/120	15/20/30/40/45/50/60/80/90/100/120	60/80/90/100/120	60/90	60

 OFL_80T_	 OFL_80F_	 O_80M	 O_80MT_	 OEG_80T_
90/100/120	90/100/120	50/60	50/60	80/90

 OEG_80T_	 OE_80	 OE_80T_	 OED6580T_	 OARE3080
110/115/125	60/65/90	60/65/90	65	30

éléments supérieurs linee | echt.zeit | loft | rondo



OARR3080

30

hauteur : 93,8 cm



O_93

15/20/30/40/45/50/60/80/90/100/120



O_93T_

15/20/30/40/45/50/60/80/90/100/120



OFL6093T_

60



OFL_93T_

90/100/120



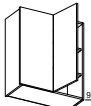
O_93M

50/60



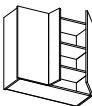
O_93MT_

50/60



OEG_93T_

80/90



OEG_93T_

110/115/125



OE_93

60/65/90



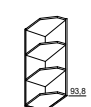
OE_93T_

60/65/90



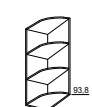
OED6593T_

65



OARE3093

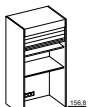
30



OARR3093

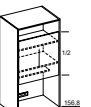
30

éléments à poser



A_103RO
A_116RO
A_130RO
A_143RO
A_156RO

60/80/90/100/120



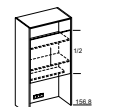
A_103VS_
A_116VS_
A_130VS_
A_143VS_
A_156VS_

60/80/90/100/120



A_1034RO
A_1164RO
A_1304RO
A_1434RO
A_1564RO

60/80/90/100/120



A_1034VS_
A_1164VS_
A_1304VS_
A_1434VS_
A_1564VS_

60/80/90/100/120

information éléments supérieurs avec lumière

Il est possible d'équiper les meubles d'un éclairage, voir tableau ci-dessous.
Deux températures de couleur à choix : WW...blanc chaud ou KW...blanc froid.

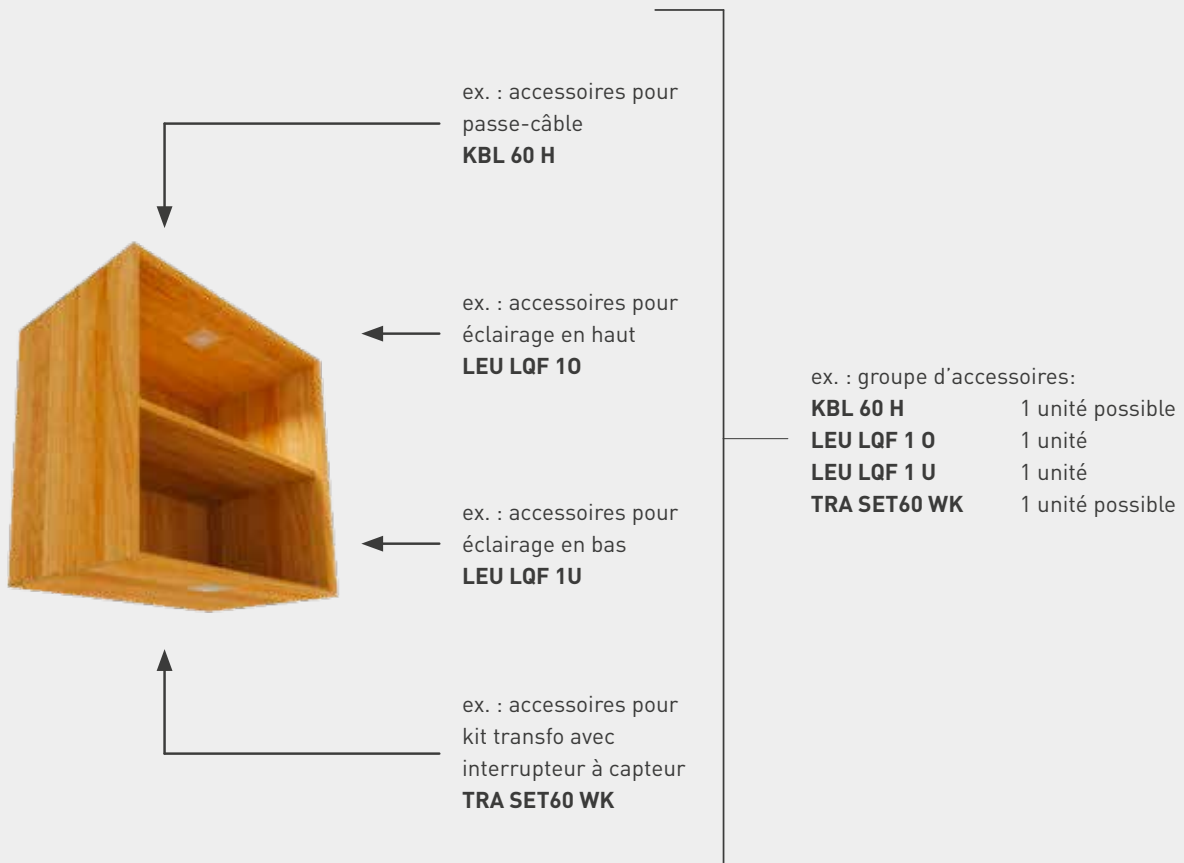


Température de couleur :
si aucune information n'est donnée à ce sujet,
WW...blanc chaud sera automatiquement livré.

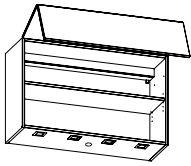
équiper les meubles avec des accessoires.

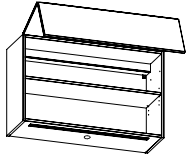
exemple :

Équiper un élément supérieur ouvert avec respectivement un spot LED carré dans les panneaux supérieur et inférieur, un passe-câble et un kit transfo avec interrupteur à capteur.



information éléments supérieurs avec lumière

éléments supérieurs avec LED	
 <p>température de couleur : 3200K ○WW...blanc chaud 5000K ○KW...blanc froid</p>	
largeur de corps	nombre de lampes LED / puissance
30	1 lampe LED / 3 W
40	1 lampe LED / 3 W
45	1 lampe LED / 3 W
50	1 lampe LED / 3 W
60	2 lampes LED / 6 W
80	2 lampes LED / 6 W
90	3 lampes LED / 9 W
100	3 lampes LED / 9 W
120	4 lampes LED / 12 W

éléments supérieurs avec profilé LED	
 <p>température de couleur : 3200K ○WW...blanc chaud 4000K ○KW...blanc froid</p>	
largeur de corps	longueur profilés LED / puissance
—	—
—	—
—	—
—	—
50	profilé LED 40 cm / 4,5 W
60	profilé LED 40 cm / 4,5 W
80	profilé LED 60 cm / 7 W
90	profilé LED 60 cm / 7 W
100	profilé LED 90 cm / 10,5 W
120	profilé LED 90 cm / 10,5 W



interrupteur à capteur :

toujours au centre
(invisible de l'extérieur).

allumer / éteindre et régler l'intensité
lumineuse sans contact



éclairage



spot LED rond orientable
finition inox | noir



spot LED carré fixe
noir mat



spot LED carré fixe
finition inox



pont lumineux
couleur entre 2 700 et 6 500 Kelvin



profilé lumineux LED à encastrer
finition inox | noir



lampe à suspension

notices





Des informations importantes concernant les caractéristiques spécifiques au matériau des meubles en bois naturel de TEAM 7 sont disponibles à la rubrique Certificat de qualité et de Service à l'adresse www.team7-home.com/certificat-garantie-service



TEAM 7 Natürlich Wohnen GmbH

téléphone +43 7752 977-700 | e-mail info@team7.at | www.team7-home.com

Autriche | 4910 Ried / Innkreis | Braunauer Straße 26

Suisse / Italie | 5643 Sins / AG | Tschampani 30

TEAM 7