

FACT-SHEET



sleeping

TEAM 7

types of wood

Unless stated otherwise, all wooden surfaces are finished with natural oil.



coloured glass

glossy or matt | glass surfaces in a colour of your choice (see available colours on NCS colour charts, surcharge applies)



colour patterns

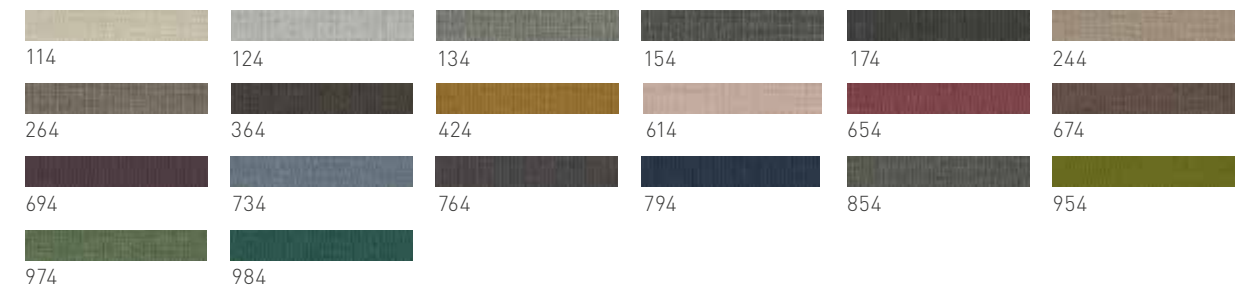
Wood is one of the most noble, beautiful and versatile natural products we have. Every piece of wood is unique. Differences in colour are a result of the wood's structure and place of origin. Similarly, the age of the piece of furniture will determine its colour, as natural factors in your home's environment (e.g. sunlight) can change the surface colour. When your order specifies a particular colour, we do our best to match it. But minor variations in wood, glass, fabric or leather are inevitable. An exact colour match will never be possible.

*wild wood versions only available on fronts


**swiss pine only available for selected items; finished with natural oil on request

fabric colours

Canvas



Clara



Maple***




leather colours

leather L1



natural leather L7

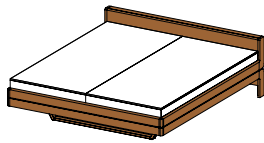


yarn colour

two-tone leather: corresponds to darker tone; two-tone fabric or leather/fabric combination: corresponds to leather or fabric with the darker tone

***fabric Maple not available in USA, China, Hong Kong and Singapore

float beds



BFLO BA

float bed base

types of wood: alder, beech, beech heartwood, oak, cherry, walnut, oak white oil

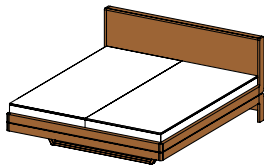
dimensions of lying surface:

h	normal 39.5 comfort 47.5			
w	140	160	180	200
l	190	200	210	220

All indicated widths and lengths can be combined.

total width = width of lying surface + 5 cm

total length = length of lying surface + 11.1 cm



BFLO H0

float bed wooden headboard

types of wood: alder, beech, beech heartwood, oak, cherry, walnut, oak white oil

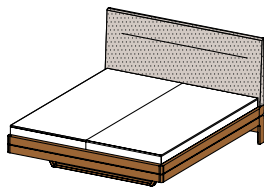
dimensions of lying surface:

h	normal 39.5 comfort 47.5			
w	140	160	180	200
l	190	200	210	220

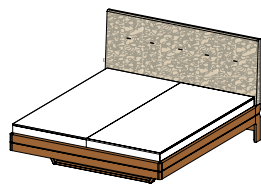
All indicated widths and lengths can be combined.

total width = width of lying surface + 5 cm

total length = length of lying surface + 11.1 cm



BFLHS P0



BFLHL P0

float bed fabric headboard or leather headboard

fabric colours: see p. 3

leather colours: L1 and L7 see p. 3

types of wood: alder, beech, beech heartwood, oak, cherry, walnut, oak white oil

dimensions of lying surface:

h	normal 39.5 comfort 47.5			
w	140	160	180	200
l	190	200	210	220

All indicated widths and lengths can be combined.

total width = width of lying surface + 5 cm

total length = length of lying surface + 11.1 cm

inlay depth = 15 cm



normal height
39.5 cm



comfort height
47.5 cm

float bedside cabinets



NKF 1LS



NKF 1GLS

float bedside cabinet, floating

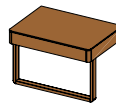
1 drawer or 1 big drawer

top board: solid wood or coloured glass

glass colours: see p. 2

types of wood: alder, beech, beech heartwood, oak, cherry, walnut, oak white oil
wall mounting required

w	45	60
h	9.7	19.1
d	35.6	



NKF 1LK



NKF 1GL K

float bedside cabinet with slide

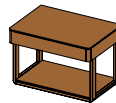
1 drawer or 1 big drawer

top board: solid wood or coloured glass

glass colours: see p. 2

types of wood: alder, beech, beech heartwood, oak, cherry, walnut, oak white oil
wall mounting required

w	45	60	
h	40.6	48.6	64.5
d	42		



NKF 1L2K



NKF 1GL2K

float bedside cabinet with 2 slides

1 drawer or 1 big drawer

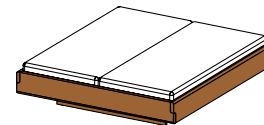
top board: solid wood or coloured glass

glass colours: see p. 2

types of wood: alder, beech, beech heartwood, oak, cherry, walnut, oak white oil
wall mounting required

w	45	60	
h	40.6	48.6	64.5
d	42		

noX* beds



BNOX BA*

noX* bed base

types of wood: alder, beech, beech heartwood, oak, wild oak, cherry, walnut, wild walnut, oak white oil, wild oak white oil, swiss pine

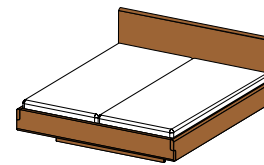
dimensions of lying surface:

h	normal 39.5 comfort 47.5			
w	140	160	180	200
l	190	200	210	220

All indicated widths and lengths can be combined.

total width = width of lying surface + 7.8 cm

total length = length of lying surface + 7.8 cm



BNOX H*

noX* bed wooden headboard

types of wood: alder, beech, beech heartwood, oak, wild oak, cherry, walnut, wild walnut, oak white oil, wild oak white oil, swiss pine

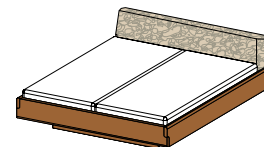
dimensions of lying surface:

h	normal 39.5 comfort 47.5			
w	140	160	180	200
l	190	200	210	220

All indicated widths and lengths can be combined.

total width = width of lying surface + 7.8 cm

total length = length of lying surface + 7.8 cm



BNOX P*

noX* bed upholstered headboard

leather colours: L1 and L7 see p. 3

types of wood: alder, beech, beech heartwood, oak, wild oak, cherry, walnut, wild walnut, oak white oil, wild oak white oil, swiss pine

dimensions of lying surface:

h	normal 39.5 comfort 47.5			
w	140	160	180	200
l	190	200	210	220

All indicated widths and lengths can be combined.

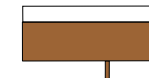
total width = width of lying surface + 7.8 cm

total length = length of lying surface + 30.8 cm

inlay depth = 16.5 or 20 cm



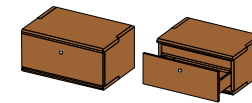
normal height
39.5 cm



comfort height
47.5 cm

*Available in Luxembourg under the name lux. Not available in Belgium or the Netherlands.

noX* bedside cabinets



NKN 1M*

noX* bedside cabinet

1 drawer and 1 shelf

handle: square handle stainless steel

types of wood: alder, beech, beech heartwood, oak, wild oak, cherry, walnut, wild walnut, oak white oil, wild oak white oil, swiss pine
wild wood versions only applicable on fronts
wall mounting required

w	61.2
h	39.5
d	41.8



NKN 2L*

noX* bedside cabinet

2 drawers (height 15.6)

handle: square handle stainless steel

types of wood: alder, beech, beech heartwood, oak, wild oak, cherry, walnut, wild walnut, oak white oil, wild oak white oil, swiss pine
wild wood versions only applicable on fronts
wall mounting required

w	61.2
h	39.5
d	41.8



NKN 1L1M*

noX* bedside cabinet

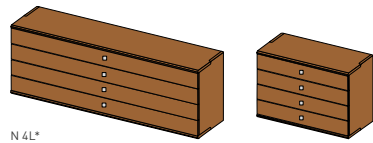
1 drawer (height 15.6), 1 drawer (height 23.6)

handle: square handle stainless steel

types of wood: alder, beech, beech heartwood, oak, wild oak, cherry, walnut, wild walnut, oak white oil, wild oak white oil, swiss pine
wild wood versions only applicable on fronts
wall mounting required

w	61.2
h	47.5
d	41.8

nox* chests of drawers



N 4L*

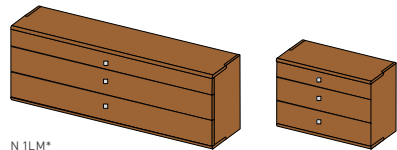
nox* chest of drawers

4 drawers (height 15.6)
recessed plinth

handle: square handle stainless steel

types of wood: alder, beech, beech heartwood, oak, wild oak, cherry, walnut, wild walnut, oak white oil, wild oak white oil, swiss pine
wild wood versions only applicable on fronts
wall mounting required

w	81.2	101.2	131.2	159.3	199.3
h	71.5				
d	48.2				



N 1LM*

nox* chest of drawers

1 drawer (height 15.6), 2 drawers (height 23.6)
recessed plinth

handle: square handle stainless steel

types of wood: alder, beech, beech heartwood, oak, wild oak, cherry, walnut, wild walnut, oak white oil, wild oak white oil, swiss pine
wild wood versions only applicable on fronts
wall mounting required

w	81.2	101.2	131.2	159.3	199.3
h	71.5				
d	48.2				



NKN 2LM*

nox* chest of drawers


2 drawers (height 15.6), 2 drawers (height 23.6)
recessed plinth

handle: square handle stainless steel

types of wood: alder, beech, beech heartwood, oak, wild oak, cherry, walnut, wild walnut, oak white oil, wild oak white oil, swiss pine
wild wood versions only applicable on fronts
wall mounting required

w	81.2	101.2
h	87.5	
d	48.2	

lunetto beds



BLU BA

lunetto bed base

bed sides lamellar finger-joint or long listel

types of wood: alder, beech, beech heartwood, oak, cherry, walnut, oak white oil, swiss pine

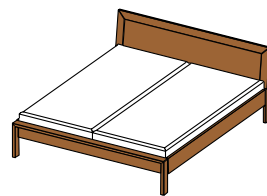
dimensions of lying surface:

h	normal 39.5 comfort 47.5						
w	90	100	120	140	160	180	200
l	190	200	210	220			

All indicated widths and lengths can be combined.

total width = width of lying surface + 5.6 cm

total length = length of lying surface + 17 cm



BLU HO

lunetto bed wooden headboard

bed sides lamellar finger-joint or long listel

types of wood: alder, beech, beech heartwood, oak, cherry, walnut, oak white oil, swiss pine

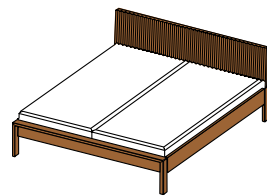
dimensions of lying surface:

h	normal 39.5 comfort 47.5						
w	90	100	120	140	160	180	200
l	190	200	210	220			

All indicated widths and lengths can be combined.

total width = width of lying surface + 5.6 cm

total length = length of lying surface + 17 cm



BLU HR

lunetto bed wooden headboard with relief

bed sides lamellar finger-joint or long listel

types of wood: alder, beech, beech heartwood, oak, cherry, walnut, oak white oil

dimensions of lying surface:

h	normal 39.5 comfort 47.5						
w	90	100	120	140	160	180	200
l	190	200	210	220			

All indicated widths and lengths can be combined.

total width = width of lying surface + 5.6 cm

total length = length of lying surface + 17 cm

inlay depth = 16.2 cm



normal height
39.5 cm

comfort height
47.5 cm

lunetto bedside cabinets

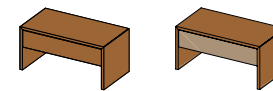


NKL 0

lunetto bedside cabinet with shelf

types of wood: alder, beech, beech heartwood, oak, cherry, walnut, oak white oil, swiss pine

w	51.2	81.2
h	39.5 47.5	
d	42	



NKL 1L

lunetto bedside cabinet with drawer

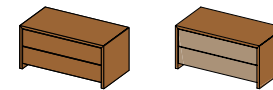
front: solid wood or coloured glass

glass colours: see p. 2

handles: touch fitting, nickel knob, stainless steel knob

types of wood: alder, beech, beech heartwood, oak, wild oak, cherry, walnut, wild walnut, oak white oil, wild oak white oil, swiss pine
wild wood versions only applicable on fronts

w	51.2	81.2
h	39.5 47.5	
d	42	



NKL 2L

lunetto bedside cabinet with 2 drawers

front: solid wood or coloured glass

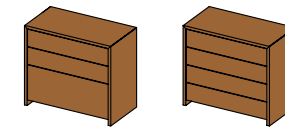
glass colours: see p. 2

handles: touch fitting, nickel knob, stainless steel knob

types of wood: alder, beech, beech heartwood, oak, wild oak, cherry, walnut, wild walnut, oak white oil, wild oak white oil, swiss pine
wild wood versions only applicable on fronts

w	51.2	81.2
h	39.5 47.5	
d	42	

lunetto chests of drawers



KL 2LG

KL 4L

lunetto chest of drawers

KL 2LG: 2 drawers (height 15.6), 1 drawer (height 31.6)

KL 4L: 4 drawers (height 15.6)

front: solid wood or coloured glass

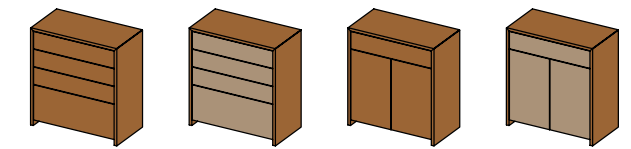
glass colours: see p. 2

handles: touch fitting, nickel knob, stainless steel knob

types of wood: alder, beech, beech heartwood, oak, wild oak, cherry, walnut, wild walnut, oak white oil, wild oak white oil, swiss pine

wild wood versions only applicable on fronts

w	51.2	81.2	101.2
h	71.5		
d	42		



KL 3LG

KL 1LTP

lunetto chest of drawers

KL 3LG: 3 drawers (height 15.6), 1 drawer (height 31.6)

KL 1LTP: 1 drawer (height 15.6), 1 pair of doors

front: solid wood or coloured glass

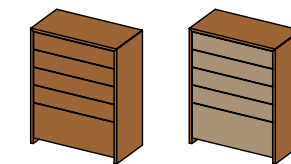
glass colours: see p. 2

handles: touch fitting, nickel knob, stainless steel knob

types of wood: alder, beech, beech heartwood, oak, wild oak, cherry, walnut, wild walnut, oak white oil, wild oak white oil, swiss pine

wild wood versions only applicable on fronts

w	51.2	81.2	101.2
h	87.5		
d	42		



KL 4LG

lunetto chest of drawers

4 drawers (height 15.6), 1 drawer (height 31.6)

front: solid wood or coloured glass

glass colours: see p. 2

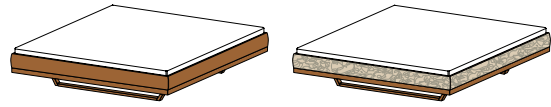
handles: touch fitting, nickel knob, stainless steel knob

types of wood: alder, beech, beech heartwood, oak, wild oak, cherry, walnut, wild walnut, oak white oil, wild oak white oil, swiss pine

wild wood versions only applicable on fronts

w	51.2	81.2	101.2
h	103.5		
d	42		

riletto beds



BRIH BA

BRI BA

riletto bed base

bed sides solid wood or leather

leather colours: L1 and L7 see p. 3

types of wood: beech, beech heartwood, oak, wild oak, cherry, walnut, wild walnut, oak white oil, wild oak white oil

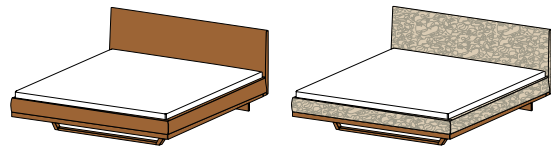
dimensions of lying surface:

h	normal 39.5 comfort 47.5			
w	140	160	180	200
l	190	200	210	220

All indicated widths and lengths can be combined.

total width = width of lying surface: leather + 5 cm, wood + 6 cm

total length = length of lying surface: leather + 5 cm, wood + 6.2 cm



BRIH | BRIH H

BRI P | BRIH P

riletto bed wooden headboard or upholstered headboard

bed sides solid wood or leather

leather colours: L1 and L7 see p. 3

types of wood: beech, beech heartwood, oak, wild oak, cherry, walnut, wild walnut, oak white oil, wild oak white oil

dimensions of lying surface:

h	normal 39.5 comfort 47.5			
w	140	160	180	200
l	190	200	210	220

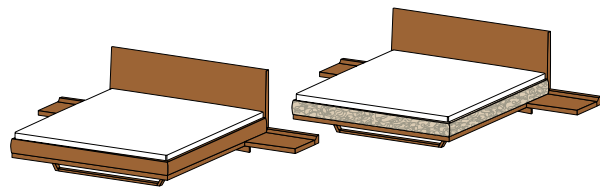
All indicated widths and lengths can be combined.

total width = width of lying surface: leather + 5 cm, wood + 6 cm

total length = length of lying surface: leather + 7.5 cm, wood + 8.1 cm

wooden headboard height = 50 or 60 cm (from the upper edge of the bed side)

upholstered headboard height = 50 cm (from the upper edge of the bed side)



BRIH HK

BRI HK

riletto bed wooden headboard with consoles

bed sides solid wood or leather

consoles: with or without integrated drawers

leather colours: L1 and L7 see p. 3

types of wood: beech, beech heartwood, oak, wild oak, cherry, walnut, wild walnut, oak white oil, wild oak white oil

dimensions of lying surface:

h	normal 39.5 comfort 47.5			
w	140	160	180	200
l	190	200	210	220

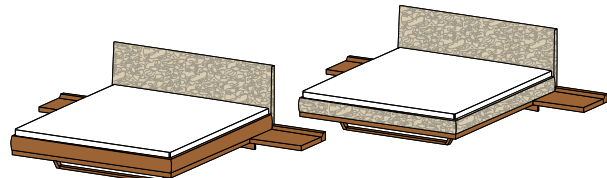
All indicated widths and lengths can be combined.

total width = width of lying surface: leather + 5 cm, wood + 6 cm

total length = length of lying surface: leather + 7.5 cm, wood + 8.1 cm

wooden headboard height = 50 or 60 cm (from the upper edge of the bed side)

dimensions consoles = width 60 cm, depth 48.8 cm



BRIH PK

BRI PK

riletto bed upholstered headboard with consoles

bed sides solid wood or leather

consoles: with or without integrated drawers

leather colours: L1 and L7 see p. 3

types of wood: beech, beech heartwood, oak, wild oak, cherry, walnut, wild walnut, oak white oil, wild oak white oil

dimensions of lying surface:

h	normal 39.5 comfort 47.5			
w	140	160	180	200
l	190	200	210	220

All indicated widths and lengths can be combined.

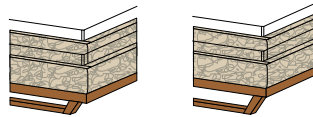
total width = width of lying surface: leather + 5 cm, wood + 6 cm

total length = length of lying surface: leather + 7.5 cm, wood + 8.1 cm

dimensions consoles = width 60 cm, depth 48.8 cm

upholstered headboard height = 50 cm (from the upper edge of the bed side)

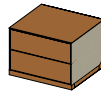
inlay depth = 17 cm



normal height
39.5 cm

comfort height
47.5 cm

riletto bedside cabinets



NKR 2L

riletto bedside cabinet

2 drawers, touch fitting

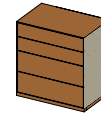
section of side in leather

leather colours: L1 and L7 see p. 3

types of wood: beech, beech heartwood, oak, wild oak, cherry, walnut, wild walnut, oak white oil, wild oak white oil
wild wood versions only applicable on fronts

w	51.4
h	38.8
d	45.8

riletto chests of drawers



R8 2L2M

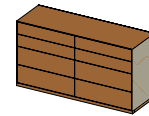
riletto chest of drawers

2 drawers (height 15.6), 2 drawers (height 23.6), touch fitting section of side in leather

leather colours: L1 and L7 see p. 3

types of wood: beech, beech heartwood, oak, wild oak, cherry, walnut, wild walnut, oak white oil, wild oak white oil
wild wood versions only applicable on fronts

w	51.4	81.4	101.4	131.4
h	86.8			
d	52.2			



R8 4L4M

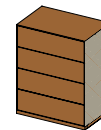
riletto chest of drawers

4 drawers (height 15.6), 4 drawers (height 23.6), touch fitting section of side in leather

leather colours: L1 and L7 see p. 3

types of wood: beech, beech heartwood, oak, wild oak, cherry, walnut, wild walnut, oak white oil, wild oak white oil
wild wood versions only applicable on fronts

w	159.5	199.5
h	86.8	
d	52.2	



R10 4M

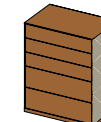
riletto chest of drawers

4 drawers (height 23.6), touch fitting section of side in leather

leather colours: L1 and L7 see p. 3

types of wood: beech, beech heartwood, oak, wild oak, cherry, walnut, wild walnut, oak white oil, wild oak white oil
wild wood versions only applicable on fronts

w	51.4	81.4	101.4	131.4
h	102.8			
d	52.2			



R10 3L2M

riletto chest of drawers

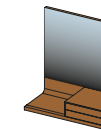
3 drawers (height 15.6), touch fitting section of side in leather

2 drawers (height 23.6), touch fitting section of side in leather

leather colours: L1 and L7 see p. 3

types of wood: beech, beech heartwood, oak, wild oak, cherry, walnut, wild walnut, oak white oil, wild oak white oil
wild wood versions only applicable on fronts

w	51.4	81.4	101.4	131.4
h	102.8			
d	52.2			



RKLS

riletto console with drawers and mirror

drawers left or right, touch fitting section of side in leather

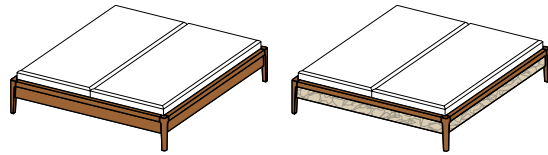
leather colours: L1 and L7 see p. 3

types of wood: beech, beech heartwood, oak, cherry, walnut, oak white oil
wall mounting required

w	100	130	150
h	100.8		
d	45.8		

width of drawer element: 51.4 cm

mylon beds



BMYH BA

BMYS BA | BMYL BA

mylon bed base

bed sides solid wood, fabric or leather

fabric colours: see p. 3

leather colours: L1 and L7 see p. 3

types of wood: alder, beech, beech heartwood, oak, cherry, walnut, oak white oil

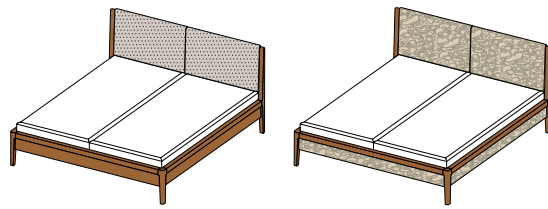
dimensions of lying surface:

h	normal 39.5 comfort 47.5							
w	90	100	120	140	160	180	200	
l	190	200	210	220				

All indicated widths and lengths can be combined.

total width = width of lying surface + 10.4 cm

total length = length of lying surface + 10.4 cm



BMYHS PO | BMYHL PO

BMYL PO | BMYL PO

mylon bed upholstered headboard

headboard upholstered fabric or leather

bed sides solid wood, fabric or leather

optional footboard

fabric colours: see p. 3

leather colours: L1 and L7 see p. 3

types of wood: alder, beech, beech heartwood, oak, cherry, walnut, oak white oil

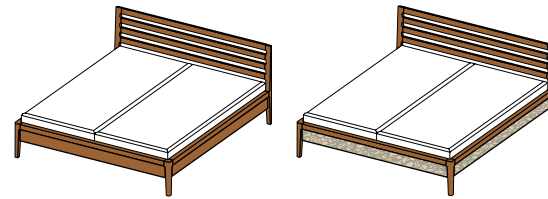
dimensions of lying surface:

h	normal 39.5 comfort 47.5							
w	90	100	120	140	160	180	200	
l	190	200	210	220				

All indicated widths and lengths can be combined.

total width = width of lying surface + 10.4 cm

total length = length of lying surface + 10.4 cm



BMYH SW

BMYL SW | BMYL SW

mylon bed with slats

headboard 4 horizontal slats

bed sides solid wood, fabric or leather

optional footboard

fabric colours: see p. 3

leather colours: L1 and L7 see p. 3

types of wood: alder, beech, beech heartwood, oak, cherry, walnut, oak white oil

dimensions of lying surface:

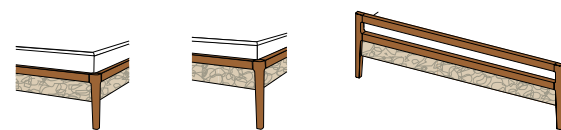
h	normal 39.5 comfort 47.5							
w	90	100	120	140	160	180	200	
l	190	200	210	220				

All indicated widths and lengths can be combined.

total width = width of lying surface + 10.4 cm

total length = length of lying surface + 10.4 cm

inlay depth = 17.8 cm



normal height
39.5 cm

comfort height
47.5 cm

optional footboard
for all models

mylon bedside cabinets



MYNK 0

mylon bedside cabinet

types of wood: alder, beech, beech heartwood, oak, cherry, walnut, oak white oil

w	49.8
h	39.5 47.5
d	37.4



MYNK 1L

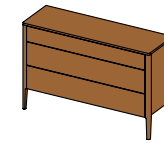
mylon bedside cabinet with 1 drawer

handle: touch fitting

types of wood: alder, beech, beech heartwood, oak, cherry, walnut, oak white oil

w	49.8
h	39.5 47.5
d	37.4

mylon chests of drawers



MY 3L

mylon chest of drawer

1 drawer (height 15.6), 2 drawers (height 23.6)

handle: touch fitting

types of wood: alder, beech, beech heartwood, oak, cherry, walnut, oak white oil
wall mounting required

w	84.8	104.8	134.8
h	87.5		
d	43.8		



MY 4L

mylon chest of drawer

2 drawers (height 15.6), 2 drawers (height 23.6)

handle: touch fitting

types of wood: alder, beech, beech heartwood, oak, cherry, walnut, oak white oil
wall mounting required

w	84.8	104.8	134.8
h	103.5		
d	43.8		



MY 5L

mylon chest of drawer


3 drawers (height 15.6), 2 drawers (height 23.6)

handle: touch fitting

types of wood: alder, beech, beech heartwood, oak, cherry, walnut, oak white oil
wall mounting required

w	84.8	104.8
h	119.5	
d	43.8	

mylon bench



MYBAS PO

MYBAL PO | MYBAL PO L7

mylon bench with upholstered fold-up seat

upholstered fold-up seat with storage space

height of storage space: approx. 14.3 cm

center dividing seam from 140 cm width

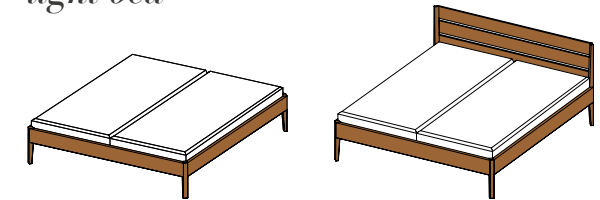
fabric colours: see p. 3

leather colours: L1 and L7 see p. 3

types of wood: alder, beech, beech heartwood, oak, cherry, walnut, oak white oil

w	90.4	100.4	120.4	140.4	160.4	180.4	200.4
h	41.3						
d	42.1						

light bed



BLIG BA

BLIG KH

light bed base | headboard slats horizontal

headboard with 3 horizontal slats

bed sides lamellar long listel

types of wood: beech heartwood, oak, walnut

dimensions of lying surface:

h	normal 43			
w	140	160	180	200
l	200	210		

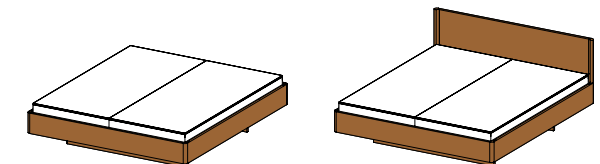
All indicated widths and lengths can be combined.

total width = width of lying surface + 6,4 cm

total length = length of lying surface + 7,4 cm

inlay depth = 15 cm

times bed



BTIM BA

BTIM KH

times bed base | wooden headboard

bed sides lamellar long listel

types of wood: beech heartwood, wild oak, walnut

dimensions of lying surface:

h	normal 43			
w	140	160	180	200
l	200	210		

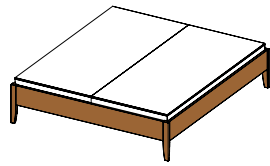
All indicated widths and lengths can be combined.

total width = width of lying surface + 5 cm

total length = length of lying surface + 7,4 cm

inlay depth = 19 cm

sesam beds



BSE BA


sesam bed base

bed sides lamellar finger-joint or long listel
types of wood: alder, beech, beech heartwood, oak, cherry, walnut, oak white oil

dimensions of lying surface:

h	normal 43 comfort 50				160	180	200
w	90	100	120	140			
l	190	200	210	220			

All indicated widths and lengths can be combined.
total width = width of lying surface + 6 cm
total length = length of lying surface + 7 cm



BSE SW


sesam bed horizontal slats

bed sides lamellar finger-joint or long listel
 optional footboard with frame or with wooden center panel
types of wood: alder, beech, beech heartwood, oak, cherry, walnut, oak white oil

dimensions of lying surface:

h	normal 43 comfort 50				160	180	200
w	90	100	120	140			
l	190	200	210	220			

All indicated widths and lengths can be combined.
total width = width of lying surface + 6 cm
total length = length of lying surface + 12 cm



BSE SS


sesam bed vertical slats

bed sides lamellar finger-joint or long listel
 optional footboard with frame or with wooden center panel
types of wood: alder, beech, beech heartwood, oak, cherry, walnut, oak white oil

dimensions of lying surface:

h	normal 43 comfort 50				160	180	200
w	90	100	120	140			
l	190	200	210	220			

All indicated widths and lengths can be combined.
total width = width of lying surface + 6 cm
total length = length of lying surface + 12 cm



BSE HO

sesam bed with wooden headboard

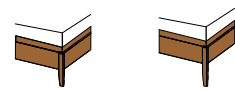
bed sides lamellar finger-joint or long listel
 optional footboard with frame or with wooden center panel
types of wood: alder, beech, beech heartwood, oak, cherry, walnut, oak white oil

dimensions of lying surface

h	normal 43 comfort 50				160	180	200
w	90	100	120	140			
l	190	200	210	220			


All indicated widths and lengths can be combined.
total width = width of lying surface + 6 cm
total length = length of lying surface + 12 cm

inlay depth = 19 cm



normal height 43 cm
 comfort height 50 cm


optional footboard for all sesam models



h	49 56					
w	96	106	126	146	166	186

h	65.6 72.6					
w	96	106	126	146	166	186

sesam bedside cabinets

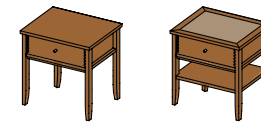


NKS 0

sesam open bedside cabinet

top: solid wood, coloured glass, clear glass, frosted glass
glass colours: see p. 2
additional shelf: solid wood
types of wood: alder, beech, beech heartwood, oak, cherry, walnut, oak white oil

w	49
h	43 50
d	40



NKS 1L

sesam bedside cabinet with 1 drawer

top: solid wood, coloured glass, clear glass, frosted glass
glass colours: see p. 2
optional additional shelf: solid wood
handles: nickel knob, stainless steel knob
types of wood: alder, beech, beech heartwood, oak, cherry, walnut, oak white oil

w	49
h	43 50
d	40




NKS 2L

sesam bedside cabinet with 2 drawers

top: solid wood
handles: nickel knob, stainless steel knob
types of wood: alder, beech, beech heartwood, oak, cherry, walnut, oak white oil

w	45
h	44.3 50
d	43.6

sesam chests of drawers

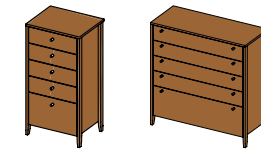


S 2LG

sesam chest of drawers

2 drawers (height 15.6), 1 drawer (height 31.6)
top: solid wood
handles: nickel knob, stainless steel knob
types of wood: alder, beech, beech heartwood, oak, cherry, walnut, oak white oil

w	55	85	105
h	76.3		
d	43.6 50		

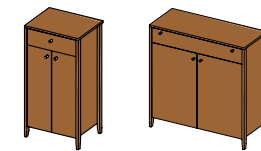


S 4LG

sesam chest of drawers

4 drawers (height 15.6), 1 drawer (height 31.6)
top: solid wood
handles: nickel knob, stainless steel knob
types of wood: alder, beech, beech heartwood, oak, cherry, walnut, oak white oil

w	55	85	105
h	108.3		
d	43.6 50		




S 1LT

sesam chest with doors

1 drawer (height 15.6), 1 pair of doors
top: solid wood
handles: nickel knob, stainless steel knob
types of wood: alder, beech, beech heartwood, oak, cherry, walnut, oak white oil

w	55	85	105
h	108.3		
d	43.6 50		

kids tandem bed



KTDL

kids tandem bed

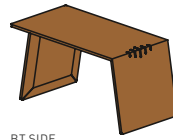
bed sides lamellar long listel
 tandem bed with integrated slatted frame
max. mattress height: 17 cm
types of wood: alder, beech, beech heartwood, oak, oak white oil

dimensions of lying surface:

h	46
w	90
l	200

total width = width of lying surface
total length = length of lying surface + 6 cm

sidekick side table

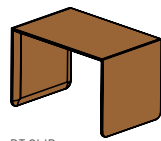


BT SIDE

table top: solid wood
types of wood: alder, beech, beech heartwood, oak, wild oak, cherry, walnut, wild walnut, oak white oil, wild oak white oil, swiss pine
 can be used upright and lying down

l	76.6
w	38
h	37.6

clip side table



BT CLIP

table top: solid wood
types of wood: beech heartwood, wild oak, walnut
 can be used upright and lying down

l	60.5
w	40
h	40

hi! side table | reading light*



BT HI H5

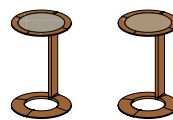
BT HI KL5

BT HI LELEU

table top: solid wood or clear glass
types of wood: oak, walnut, oak white oil
reading light: matt black

BT HI:		BT HI LELEU:	
h	50	h	100
Ø	39	w	35

loup side table



BT LOUP H

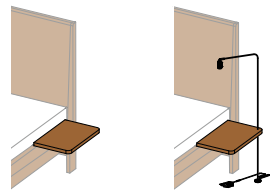
BT LOUP G

inserts: leather or coloured glass
leather colours: L1 see p. 3
glass colours: see p. 2
types of wood: beech heartwood, oak, walnut, oak white oil

h	55	69
Ø	45	

*reading light plug type C | not available in USA, Canada and China

console for bed



K05440

K0544B

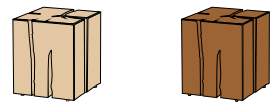
console with or without lighting

can be easily mounted and fixed on the side of the bed;
 suitable for all TEAM 7 beds (except for the **riletto** bed)
types of wood: alder, beech, beech heartwood, oak, wild oak, cherry, walnut, wild walnut, oak white oil, wild oak white oil, swiss pine

w	44
d	30

reading light*: 100 x 35 cm, matt black

natural wood block



NHB EI-N A | NHB EI-W A

NKN NHB A

types of wood: oak, oak white oil, smoked oak

w	35
h	42
d	35

sol solo piece




SOLHS

sol hanging with supporting legs

working surface cover: leather
leather colours: L1 and L7 see p. 3
types of wood: alder, beech, beech heartwood, oak, cherry, walnut, oak white oil
 with or without wall top connection
equipment (optional): wooden box, socket with USB, Qi charging station, cable outlet, cable conduit
position of equipment: left or right
 wall mounting required

l	80	100	120
w	48		
h	76		



SOLFO

SOLFA

sol stand alone sol stand alone with top unit

working surface cover: leather
back top: leather
leather colours: L1 and L7 see p. 3
types of wood: alder, beech, beech heartwood, oak, cherry, walnut, oak white oil
equipment (optional): wooden box, socket with USB, Qi charging station, cable outlet, cable conduit, light (only for sol with top unit)
position of equipment: left or right

SOLFO:

l	80	100	120
w	60		
h	76		

SOLFA:

l	80	100	120
w	60		
h	90		

hood/hood+ coat stand



DKSRV

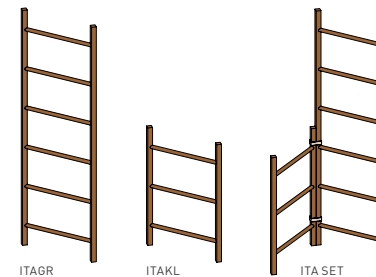
DKSLV

hood coat stand hood+ coat stand

types of wood: beech, oak, walnut, oak white oil

DKSRV:		DKSLV:	
w	58	w	110 130
h	173.4	h	173.2
d	58	d	58

italic clothes ladder



ITAGR

ITAKL

ITA SET

italic clothes ladder large | small | set of 2

types of wood: beech heartwood, oak, walnut
 leather strap as joint for a two piece set
 lean ladder against the wall; tilt protection with leather belts required

ITAGR:		ITAKL:		ITA SET:	
w	70	w	70	w	70 70
h	210	h	105	h	105 210
d	4,5	d	4,5	d	4,5

clothes hanger



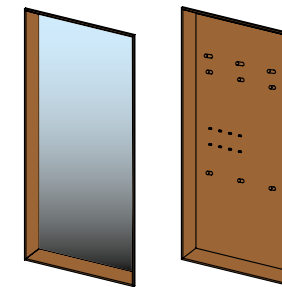
DKBG

clothes hanger

set (3- or 7-part)
types of wood: beech, oak, walnut, oak white oil

w	44.2
h	19.3
d	1.1

haiku wall panels



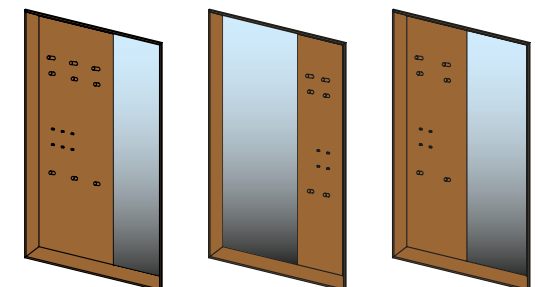
HSP

HGP

haiku mirror panel with frame haiku coat back panel with frame

types of wood: alder, beech, beech heartwood, oak, wild oak, cherry, walnut, wild walnut, oak white oil, wild oak white oil
 frame not available in the wild wood versions
HSP execution: hanging, upright, reclined
HGP execution: hanging, upright
 optional lighting for executions hanging and upright
 wall mounting required

w	54	64	79	94	114	134
h	206.4					
d	12.3					



HKPHS

HKPSH

HKPSY

haiku combination panel with frame


types of wood: alder, beech, beech heartwood, oak, wild oak, cherry, walnut, wild walnut, oak white oil, wild oak white oil
 frame not available in the wild wood versions
execution: hanging, upright
 optional lighting
 wall mounting required

HKPHS HKPSH:				HKPSY:				
w	104	119	134	144	w	94	114	144
h	206.4							
d	12.3							

Wall panels are also available in mirrored format.

aos sleeping system

Our aos sleeping system gives you everything you need for a comfortable sleep: the right pressure distribution to support your spine perfectly, optimal ventilation, and natural materials such as wood, natural latex, and sheep's wool. Combine this with our metal-free beds to create the basis for your restful sleep.



ELRA

aos insertion frame

wood types: in spruce or swiss pine



ELRAV

aos adjustable insertion frame

wood type: beech
manually adjustable insertion frame



ELRAE

aos insertion frame

wood type: beech
seat and base height electrically adjustable using a remote control; isolation from the mains supply



FEDE

aos spring element


rimellas made of elastic ash wood
7-fold spring suspension on natural latex strips in 2 levels



MA10 | MA15

aos mattress made from 100% natural latex

height: 10 or 15 cm
firmness: soft or firm
cover: 100% cotton



wool: KAHW22 | KAHW27
TENCEL™/maize fibre: KAHT22 | KAHT27

aos slip cover for mattress

height: for mattress 10 or 15 cm
widths of partner cover: 160, 180, 200 cm
quilting fabric: 600 g/m² sheep's wool or TENCEL™/maize fibre




wool: UBW

aos under-bedding

extra widths: 160, 180, 200 cm
batting: 100% sheep's wool or 100% TENCEL™



TENCEL™: UBT



wool: TOW06
TENCEL™/maize fibre: TOT06

aos topper

height: 6 cm
widths of partner cover: 160, 180, 200 cm
quilting fabric: 600 g/m² sheep's wool or TENCEL™/maize fibre
core: 100% vita talalay natural latex

accessories



wool: KOKW

pillow



LAKI

moulded pillow latex




wool: ZDW
TENCEL™: ZDGT

all-season blanket latex

classic slatted frames and mattresses

Our classic mattresses offer first-class sleeping comfort in combination with our slatted frames and slat bases. 7-zone mattresses conform to your body contours for pressure relief, high-quality cotton upholstery quilted with TENCEL™/maize fibre supports moisture balance and creates a pleasant sleeping climate.




TELRAF

classic flex plate frame

plate frame with 50 freely movable (three-dimensionally layered) plates, arranged to distribute pressure orthopaedically, with separate shoulder and heel area, additional lumbar support available, metal-free

wood type: beech
height: 11 cm

w	80	90	100	120	140
l	190	200	210	210	220




LAROF

classic fixed slatted frame

optimal comfort provided by movable layered spring slats, ergonomic shoulder area, individually adjustable comfort area for the pelvis, metal-free

wood type: beech
height: 10 cm

w	80	90	100	120	140
l	190	200	210	210	220



LAROV

classic adjustable slatted frame

optimal comfort provided by movable layered spring slats, ergonomic shoulder area, individually adjustable comfort area for the pelvis, metal-free

head and foot elements are manually adjustable:

head element 5 levels (max. height 31.5 cm)
foot element 3 levels (max. height 20.5 cm)

wood type: beech
height: 10 cm

w	80	90	100	120	140
l	190	200	210	210	220



MANT17

classic mattress natural latex 17 or 21

breathable 7-zone mattress made from 100% natural latex, special zone distribution in the shoulder, pelvis and foot area for ergonomic sleeping comfort, individual body adjustment provided by sophisticated surface design

height: 17 or 21 cm; **firmness:** medium or hard
widths of partner cover: 160, 180, 200 cm
cover: cotton double cloth, quilted with 600 g/m² TENCEL™/maize fibre

w	80	90	100	120	140	160	180	200
l	190	200	210	210	220			



MANT21



MALT17

classic mattress latex 17 or 21

breathable 7-zone mattress made from at least 20% natural latex, special zone distribution in the shoulder, pelvis and foot area for precise and ergonomic sleeping comfort

height: 17 or 21 cm; **firmness:** medium or hard
widths of partner cover: 160, 180, 200 cm
cover: cotton double cloth, quilted with 600 g/m² TENCEL™/maize fibre

w	80	90	100	120	140	160	180	200
l	190	200	210	210	220			



MALT21



KMALT11

kids mattress latex 11

high-quality latex core made from at least 20% natural latex, special zone division provides ergonomic lying comfort and individual body adaptation

kids mattress comfort foam 11

open-pore comfort foam with good point elasticity offers necessary support function for good lying comfort

height: 11 cm; **firmness:** medium
cover: cotton double cloth, quilted with 600 g/m² TENCEL™/maize fibre

w	90	100
l	190	200

wardrobe system

- customisable
- pure solid wood
- solid handcrafted construction
- three-layer technology
- body and fronts in the same wood type

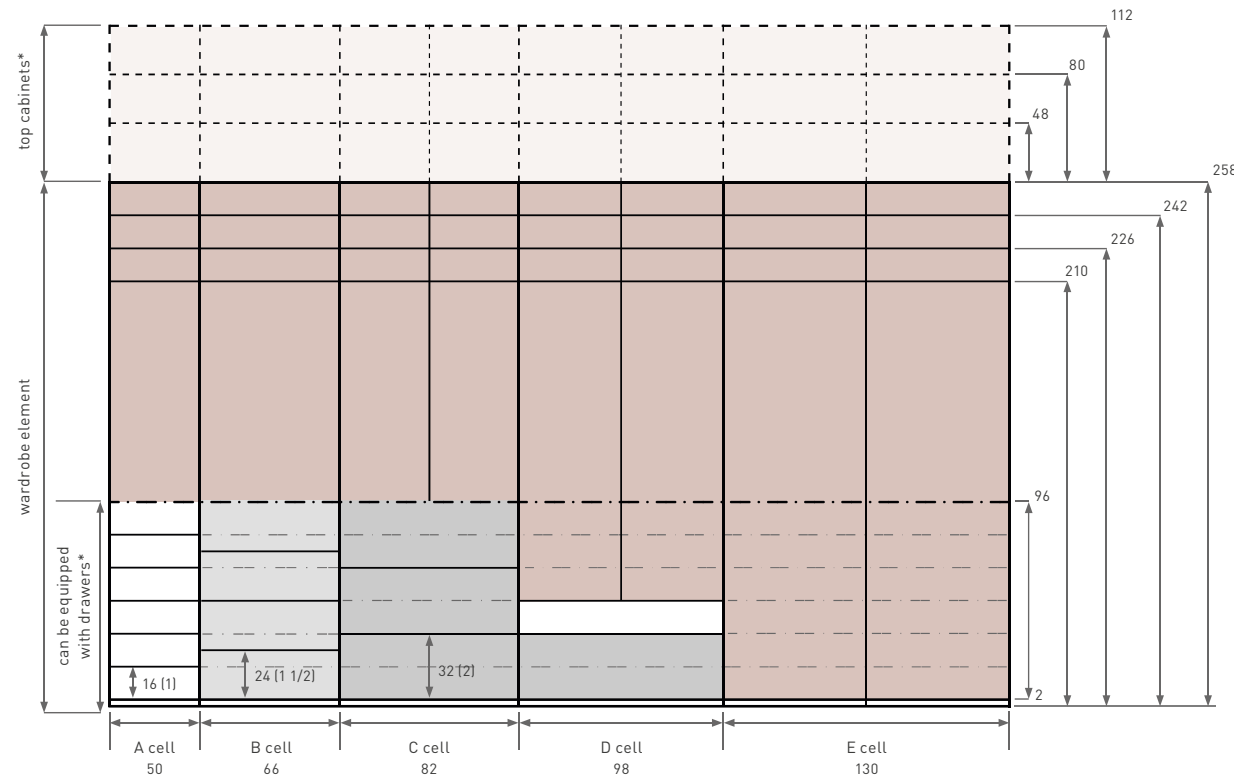
wood types: alder, beech, beech heartwood, oak, wild oak, cherry, walnut, wild walnut, oak white oil, wild oak white oil, swiss pine
 wild natural look only applicable on fronts
glass colours: see p. 2



planning grid

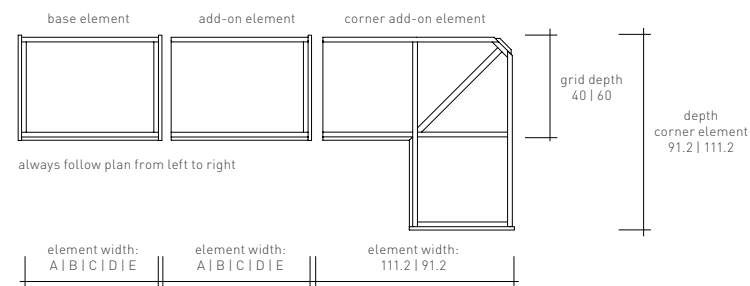
grid depth

d	40 60
---	---------

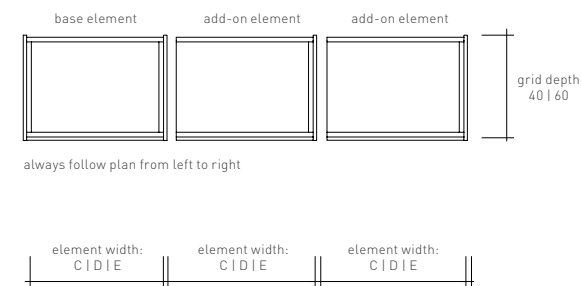


*only possible for hinged-door wardrobes

furniture plan for wardrobes with hinged-doors



furniture plan for wardrobes with sliding doors



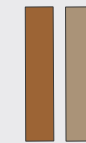
all dimensions in cm | approx. measurements

front programmes for hinged-door wardrobes



soft

fronts:



grain: vertical

h	210 226 242
w	50 66 82 98 130
d	40 60



lunetto

fronts:



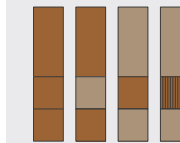
grain: horizontal

h	210 226 242
w	50 66 82 98 130
d	40 60



valore

fronts:



grain: vertical/horizontal/vertical

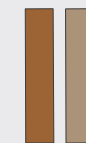
h	210 226 242 258
w	50 66 82 98 130
d	40 60

front programmes for wardrobes with sliding doors



soft

fronts:



grain: vertical

h	210 226 242
w	82 98 130
d	40 60



lunetto

fronts:



grain: horizontal

h	210 226 242
w	82 98 130
d	40 60



valore

fronts:

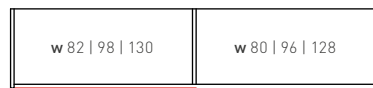


grain: vertical/horizontal/vertical

h	210 226 242
w	82 98 130
d	40 60

sliding doors arrangement

2-door



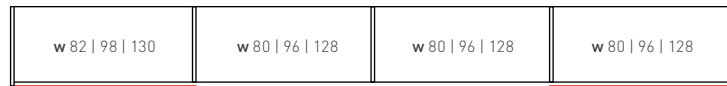
right door generally in the front
can be installed left or right

3-door



middle door generally in the front

4-door



middle doors generally in the front

handles

hinged-door wardrobes (choice of handles varies depending on the model)




trapezoidal strip handle (TG) | angled strip handle (WG) | wood handle horizontal (HW) | strip handle wood (LH) | strip handle wood integrated (IG)



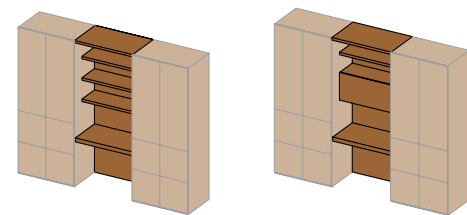
bar handle cubic (GKU) | flap handle wood (CH) | flap handle stainless steel (CE) | touch-fitting (TB)

wardrobes with sliding doors



strip handle wood (LH) | without handle (OG)

linking elements of wardrobe system



HOR STR | HORK STKR

home office or make-up table with shelves
home office or make-up table with flip top and shelves

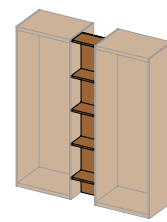


example home office

fittings: desk top fixed (not hinged)

example make-up table

fittings: make-up table top hinged, interior with leather bottom, 3 accessory boxes and large interior mirror



SVF

linking shelves




example linking shelves

interior of wardrobe system

wood types interior

alder, beech, oak, cherry, walnut, oak white oil, swiss pine
drawer frames are only available in beech and walnut

information valid for all the following items

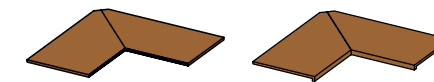


FA | FAKA

shelf | shelf wide edge

for grid depth: 40 and 60 cm

w	46	62	78	94	126
---	----	----	----	----	-----



FAES | FAESK

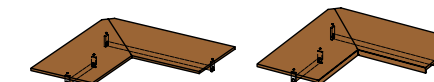
shelf | shelf with wide edge for corner wardrobe

for grid depth: 40 and 60 cm

w	86	106
d	86	106



FKLE | FKLK



FKLE ES | FKLK ES

shelf with clothes rail | wide edge
shelf for corner unit with clothes rail | wide edge

for grid depth: 60 cm

FKL:

w	46	62	78	94	126
---	----	----	----	----	-----

FKL ES:

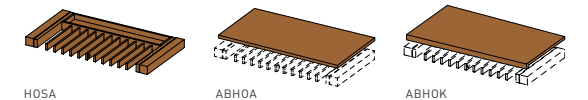
w	106
d	106



KLST

clothes rail

w	46	62	78	94	126
---	----	----	----	----	-----




HOSA | ABHOA | ABHOK

trouser pull out* | top cover for trouser pull out
top cover for trouser pull out wide edge

for grid depth: 60 cm

number of trouser racks: 4, 7, 9, 11, 17

w	46	62	78	94	126
h	14				

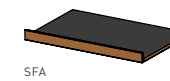


TAB

pull-out shelf

for grid depth: 40 and 60 cm

w	46	62	78	94	126
h	6				



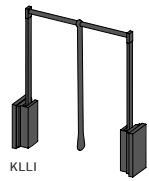
SFA

shoe compartment

for grid depth: 40 and 60 cm

w	46	62	78	94	126
h	6				

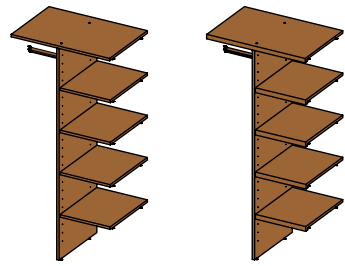
*not available in swiss pine



clothes lift

grid depth: 60 cm
colour: black-brown

w	46	62	78	94	126
h	84				

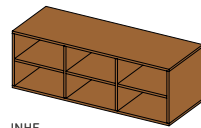


TEIN TEINK

T partitioning | T partitioning with wide edge

grid depth: 60 cm

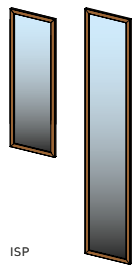
w	78	94	126
h	162.1		



INHE

interior partitioning for shirts

w	78	94	126
h	32.4		
d	35		

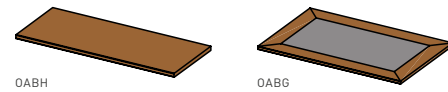


ISP

interior mirror

w	33
h	88.5 171

inside drawer and shirt drawer



OABH

OABG

top wood cover for interior element
top glass cover for interior element

grid depth: 40 and 60 cm

w	46	62	78	94	126
h	wood 1.9 glass 1.6				



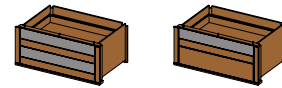
HEZ16 1

INLA6 1

1 shirt drawer
1 inside drawer

grid depth: 40 and 60 cm

w	46	62	78	94	126
h	18				



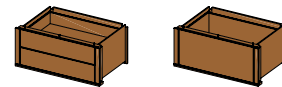
HEZ16 2

HEIN6 1

2 shirt drawers
1 shirt drawer, 1 inside drawer

grid depth: 40 and 60 cm

w	46	62	78	94	126
h	34				



INLA6 2

GRLA6 1

2 inside drawers
1 large drawer

grid depth: 40 and 60 cm

w	46	62	78	94	126
h	34				



HEZ16 3

HEIN6 2

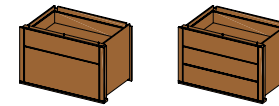
INHE6 2

3 shirt drawers
2 shirt drawers, 1 inside drawer
1 shirt drawer, 2 inside drawers

grid depth: 40 and 60 cm

w	46	62	78	94	126
h	50				

cover glass and shirt drawer in smoked glass



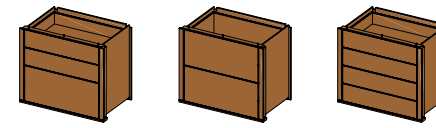
INGR6 1

INLA6 3

1 inside drawer, 1 large drawer
3 inside drawers

grid depth: 40 and 60 cm

w	46	62	78	94	126
h	50				



INGR6 2

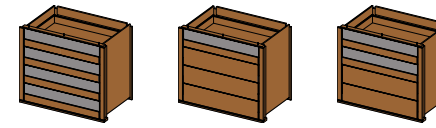
GRLA6 2

INLA6 4

2 inside drawers, 1 large drawer
2 large drawers
4 inside drawers

grid depth: 40 and 60 cm

w	46	62	78	94	126
h	66				



HEZ16 4

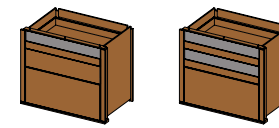
INHE6 3

HEIN6 3

4 shirt drawers
1 shirt drawer, 3 inside drawers
2 shirt drawers, 2 inside drawers

grid depth: 40 and 60 cm

w	46	62	78	94	126
h	66				



HINGR6 1

HEGR6 1

1 shirt drawer, 1 inside drawer, 1 large drawer
2 shirt drawers, 1 large drawer

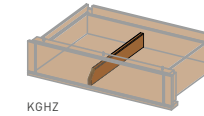
grid depth: 40 and 60 cm

w	46	62	78	94	126
h	66				

w width | h height | l length | d depth

all measurements in cm | approx. measurements

drawer and shirt drawer division

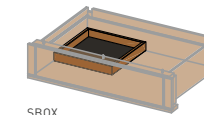


KGHZ

clamps for shirt drawer and inside drawer

types of wood: beech, walnut
grid depth: 60 cm

h	5.1
d	42.7

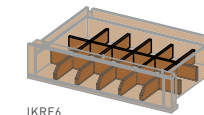


SBOX

accessories box for shirt drawer and inside drawer

types of wood: beech, walnut

w	21.2
h	3.1
d	21.2

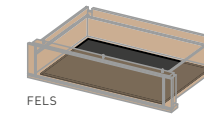


IKRE6

insert for shirt drawer

types of wood: beech, walnut
grid depth: 60 cm

w	28.2	44.2	60.2	76.2	108.2
h	5.8				



FEL5

felt inlay for shirt drawer and inside drawer

colour: anthracite
grid depth: 40 and 60 cm

w	28.2	44.2	60.2	76.2	108.2
h	0.1				

No responsibility accepted for changes, errors, misprints and typographic errors.



You can find all the essential information relating to the typical material properties of TEAM 7 solid wood furniture in our service and quality card at www.team7-home.com/service-quality-certificate



TEAM 7 Natürlich Wohnen GmbH

phone +43 7752 977-700 | e-mail info@team7.at | www.team7-home.com

A-4910 Ried/Innkreis | Braunauer Straße 26

TEAM 7