

PRODUKT- DATENBLATT



Küche

TEAM7



INHALT

Materialien

Holz	3
Farbglas	3
Keramik	4
Griffe	4

Systemerklärung

Genießen in Reinform	5
Naschen am Markt	5
Spazieren im Wald	6

Planungshinweise

Frontaufteilung	7
Maßübersicht	8

Korpuse


Unterschränke	9-11
Hochschränke	12-15
Oberschränke	16-17
Oberschränke mit Licht	18-19

Notizen

20

Holzarten

Wenn nicht anders angeführt, werden alle Holzoberflächen mit reinem Naturöl veredelt.



Farbglas

glänzend oder matt | alle Glasoberflächen in Wunschfarbe (nach NCS-Farbfächer, gegen Aufpreis)



Farbmuster

Holz ist eines der edelsten, schönsten und vielfältigsten Naturprodukte. Jedes Stück Holz ist ein Unikat. Farbliche Unterschiede sind von der Struktur und dem Wuchsgebiet des Holzes abhängig. Ebenso vom Alter des Möbels, da sich unter den natürlichen Umwelteinflüssen (z.B. Tageslicht) der Farbton der Oberfläche verändert. Bei einer Fertigung nach Farbmuster bemühen wir uns immer den Farbton bestmöglich zu treffen. Trotzdem wird es bei den Materialien Holz, Glas, Stoff oder Leder zu geringfügigen Abweichungen kommen. Eine absolute Farbgleichheit ist nicht möglich.

*Wildsortierung nur auf Fronten anwendbar

Keramik

Anwendung: Fronten, Arbeitsplatten (lediglich eine Auswahl der am Markt erhältlichen Oberflächen)



arctic white

phedra

cement

iron grey

basalt black

Griffe

Profilgriffe					
	Griffprofil (GPS) Edelstahl-Finish schwarz	Griffprofil (GPE) Edelstahl-Finish	Griffleiste (FGS) flächenbündig Edelstahl-Finish schwarz	Griffleiste (FG) flächenbündig Edelstahl-Finish	
	grifflos				
		Griffuge (GFU) Edelstahl-Finish	Servo-Drive (AP-SD) elektrisch	Touch-Beschlag (AP-TD) mechanisch	
Stangengriffe					
	Metallgriff (MGS) Edelstahl-Finish schwarz	Metallgriff (MG) Edelstahl-Finish	Stangengriff (SEF) Edelstahl-Finish	Stangengriff (SEN) Holz (Buche, Eiche, Eiche Weißöl, Nussbaum)	
	Griffstange (GKU) kubisch Edelstahl-Finish	Griffstange (GO) oval Edelstahl-Finish	Griff (GR) rund Edelstahl	Griffstange (EF) rund Edelstahl	

Systemerklärung

TEAM 7 Küchen sind so individuell wie Ihr Lebensstil. Entdecken Sie die Vielfalt unseres Küchensortiments!

GENIESSEN IN REINFORM

Diese Küchen setzen mit klaren Linien elegante Akzente im Wohnraum und verbinden Schlichtheit und Funktionalität.



NASCHEN AM MARKT

Küchenmodelle mit beinahe grenzenloser Vielfalt erlauben individuelle Planungen in jeder Größe und Stilrichtung.



SPAZIEREN IM WALD

Echtes Holz, großzügig eingesetzt und mit allen Sinnen spürbar, steht im Zentrum dieser Küchen.



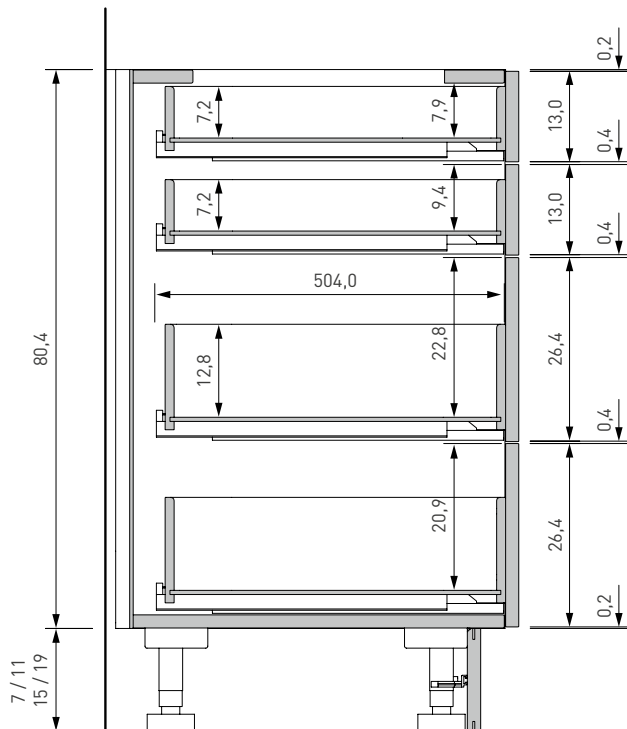
Planungshinweise

Frontaufteilung/Korpushöhe: H 67,0 cm und H 80,4 cm

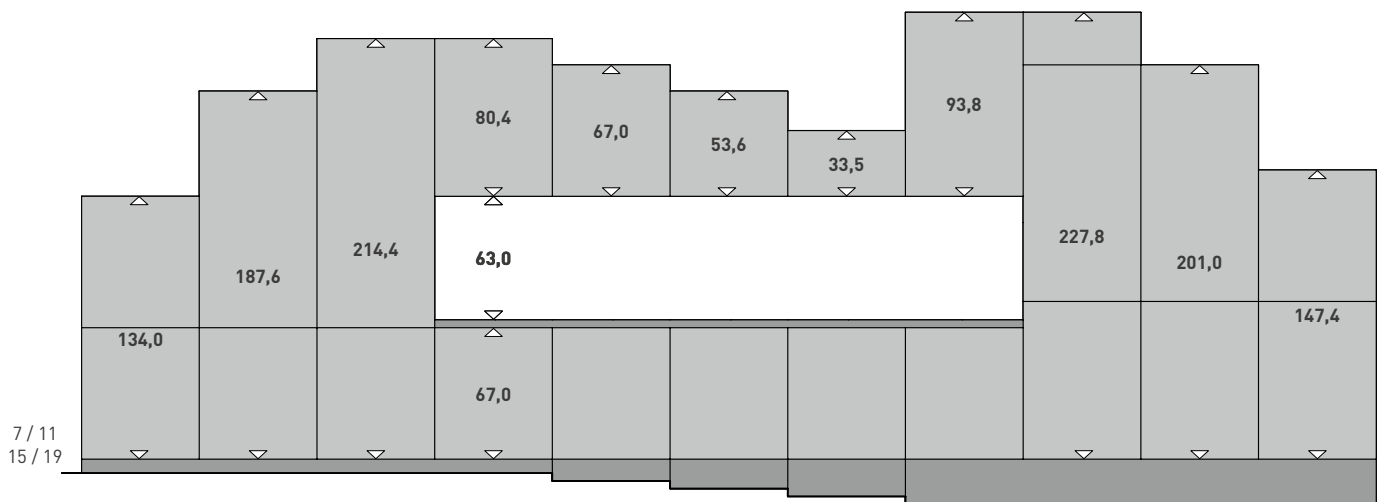
Beispiel Frontaufteilung

U_80L2A2_
 Rasterhöhe: 13,4 cm
 Frontabstand: 0,4 cm

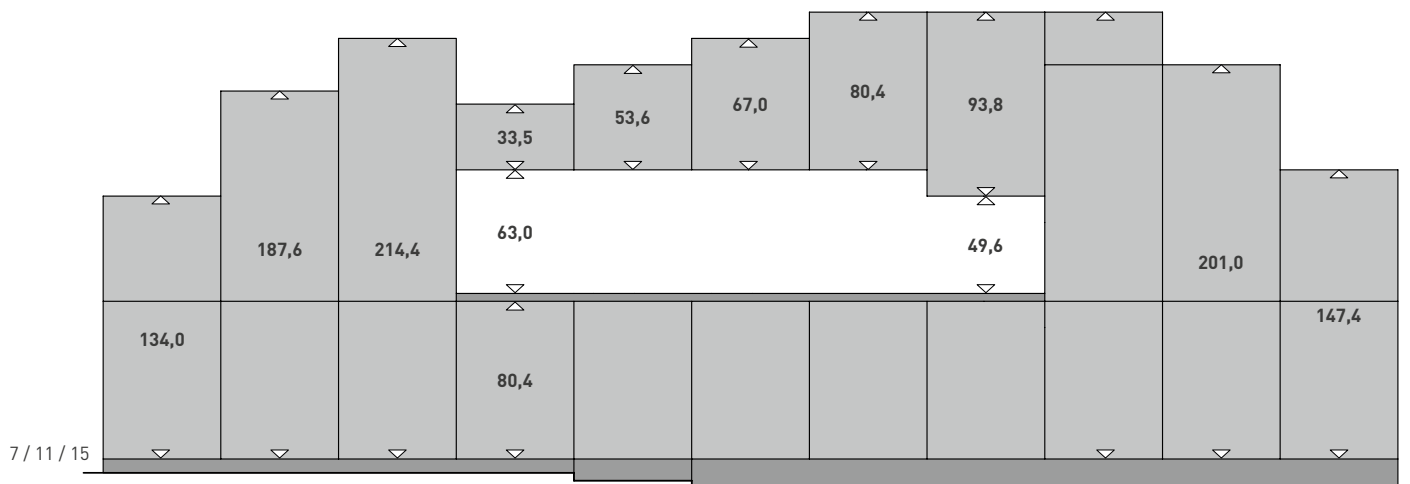
Unsere Symbolskizzen werden immer inkl. Frontabstand bemaßt.



Unterschrank-Korpushöhe 67,0 cm

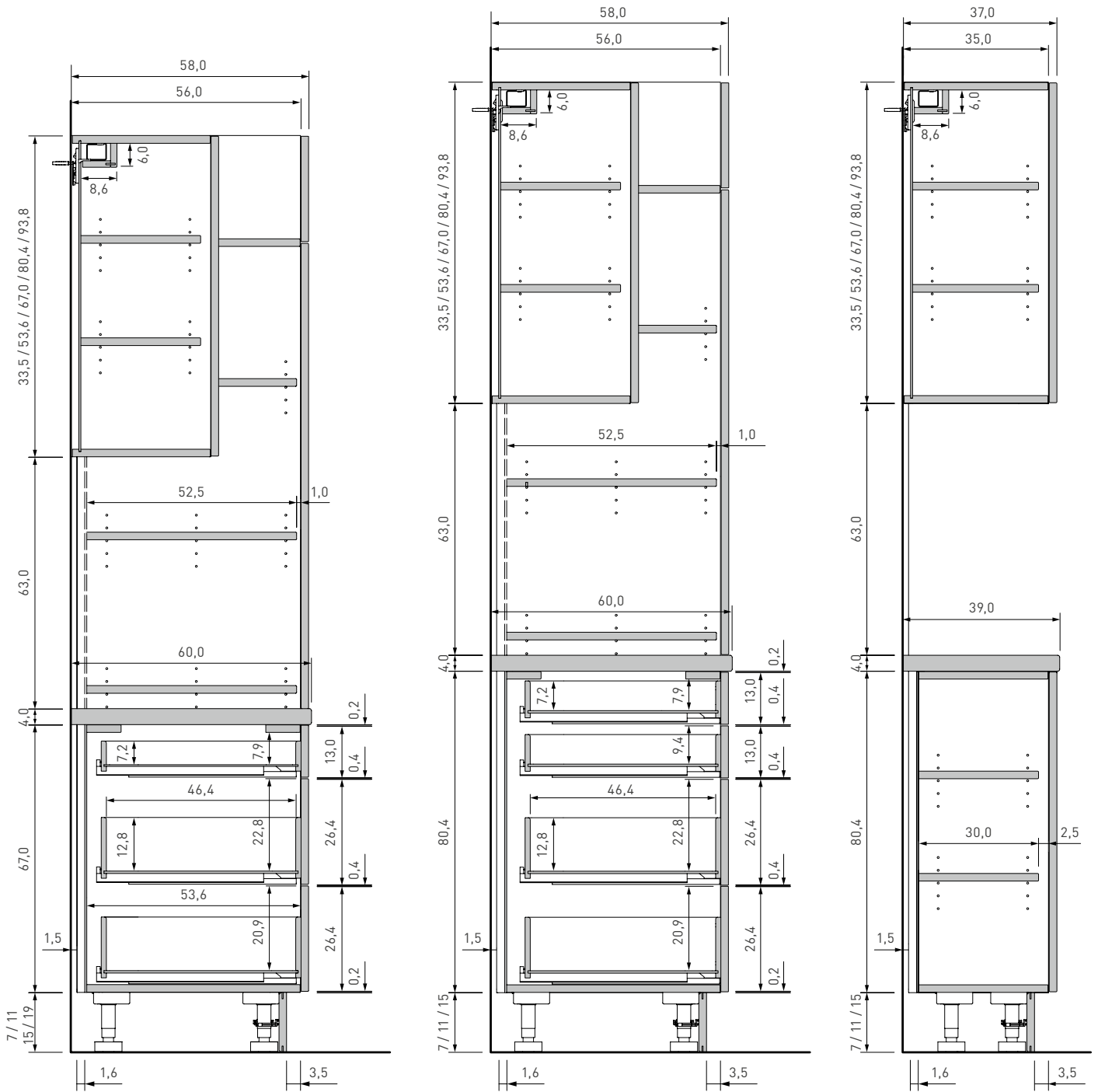


Unterschrank-Korpushöhe 80,4 cm



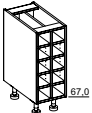
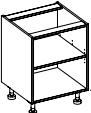

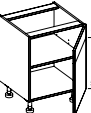

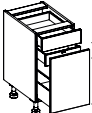
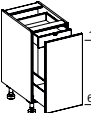
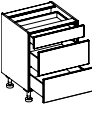
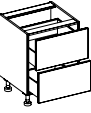


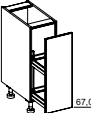
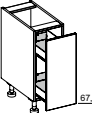
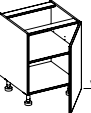
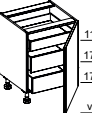

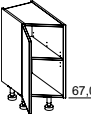
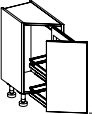
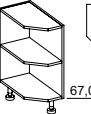


Planungshinweise

Maßübersicht








Unterschranke linee | echt.zeit | loft | rondo

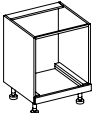
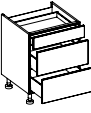
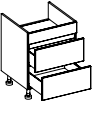


Höhe: 67,0 cm

 30 UF3067	 15/20/30/40/45/50/60/80/90/100/120 U_67	 15/20/30/40/45/50/60/80/90/100/120 U_67T_	 15/20/30/40/45/50/60/80/90/100/120 U_67TG_	 30/40/45/50/60/80/90/100/120 U_67LT_
 30/40/45/50/60 U_67LAI_	 30/40/45/50/60 U_67AI_	 30/40/45/50/60/80/90/100/120 U_67LA2_	 30/40/45/50/60/80/90/100/120 U_67A2_	 30/40/45/50/60/80/90/100/120 U_67L3A_
 30/45/60 U_67TI3_	 15/20/30/40/45 U_67AR_	 15/20/30 U_67AP_	 15/20/30/40/45/50/60/80/90/100/120 U_67TB_	 30/45/60 U_67TI3_
 160/180/200/240 U_67ST_	 15/30 UR_67T_	 15/30 UR3067AR	 30 UARE3067	 30 UARR3067
 60/80/90/100/120 UOR_80 UOR_80S UOR_80L UOR_80LS				



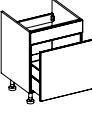
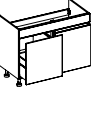
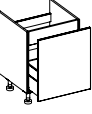
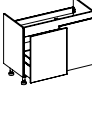
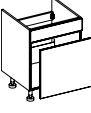
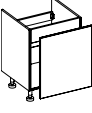






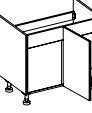
Eckschränke

 90/105 UED_67T_	 90 UE9067K_	 110 UEG9067T_	 110/115/125 UEG_67LR_	 110/115/125 UEG_67LP_
--	---	---	--	---

Herdumbauschränke

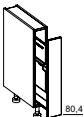
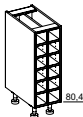


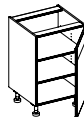

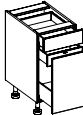
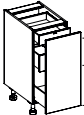
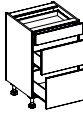
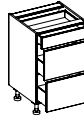

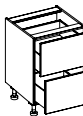
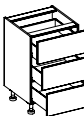


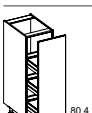
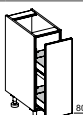
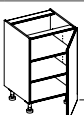

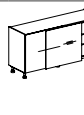
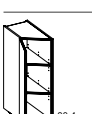
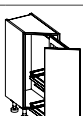
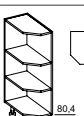
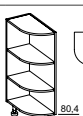

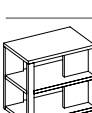
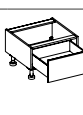
 60 UH6067B_	 60/80/90/100/120 UK1_67LA2_	 60/80/90/100/120 UK2_67BA2_	 90/100/120 US_67A2_	 90/100/120 MSNIK2_
--	---	---	--	--

Spülenschränke

 45/50/60/80/90/100/120 US_67BT_	 45/50/60/80/90/100/120 US_67T_	 45/50/60/90 US_67BA_	 80/90/100/120 US_67BAA_	 45/50/60/90 US_67A_
 80/90/100/120 US_67AA_	 45/60 US_67B_	 90/105 US_67_	 60 MSNI60	 45/60 MSBL_
 40/45/50/60/90 MSNIK_	 90/105 USD_67BT_	 90/105 USD_67T_	 MSUSD	 110 USEG9067T_

Unterschränke linee | echt.zeit | loft | rondo

Höhe: 80,4 cm

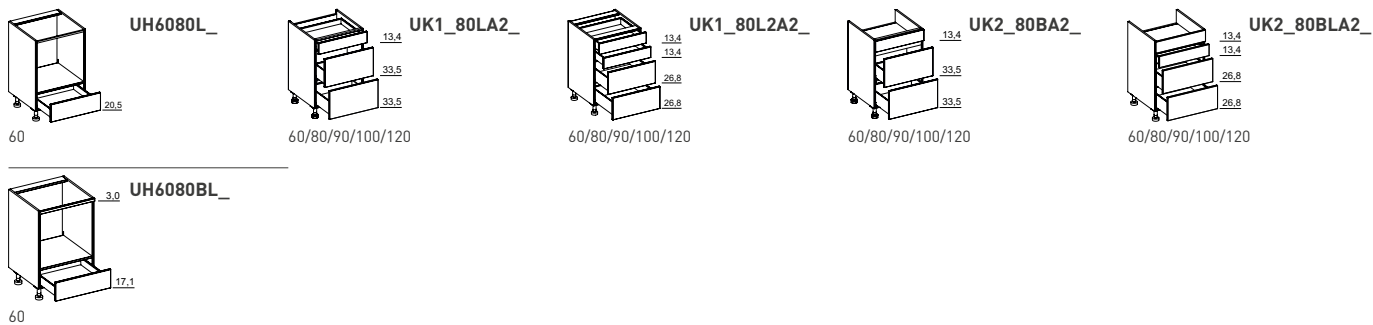
 15 80,4	U1580H_	 30 80,4	UF3080	 15/20/30/40/45/50/60/80/90/100/120 80,4	U_80	 15/20/30/40/45/50/60/80/90/100/120 80,4	U_80T_	 15/20/30/40/45/50/60/80/90/100/120 13,4 67,0 80,4	U_80TG_
 30/40/45/50/60/80/90/100/120 13,4 67,0	U_80LT_	 30/40/45/50/60 13,4 11,0 67,0	U_80LAI_	 30/40/45/50/60 11,0 17,0 80,4	U_80AI2_	 30/40/45/50/60/80/90/100/120 13,4 26,8 40,2	U_80LAA_	 30/40/45/50/60/80/90/100/120 13,4 33,5 33,5	U_80LA2_
 30/40/45/50/60/80/90/100/120 13,4 13,4 26,8 26,8	U_80L2A2_	 30/40/45/50/60/80/90/100/120 40,2 40,2	U_80A2_	 30/40/45/50/60/80/90/100/120 26,8 26,8 26,8	U_80A3_	 30/40/45/50/60/80/90/100/120 13,4 13,4 13,4 13,4 26,8	U_80L4A_	 30/45/60 11,0 11,0 17,0 17,0 80,4	U_80TI4_
 15/20/30/40/45 80,4	U_80AR_	 15/20/30 80,4	U_80AP_	 15/20/30/40/45/50/60/80/90/100/120 var. 80,4	U_80TB_	 30/45/60 11,0 11,0 17,0 17,0 var.	U_80TBI4_	 160/180/200/240 80,4	U_80ST_
 15/30 80,4	UR_80T_	 15/30 80,4	UR3080AR_	 30 80,4	UARE3080	 30 80,4	UARR3080	 60/80/90/100/120 80,4	UOR_80 UOR_80S UOR_80L UOR_80LS
 60/80/90 3,9 80,4	UOFR_80_	 45/50/60/80/90/100/120 26,4	U_26A_						

Eckschränke

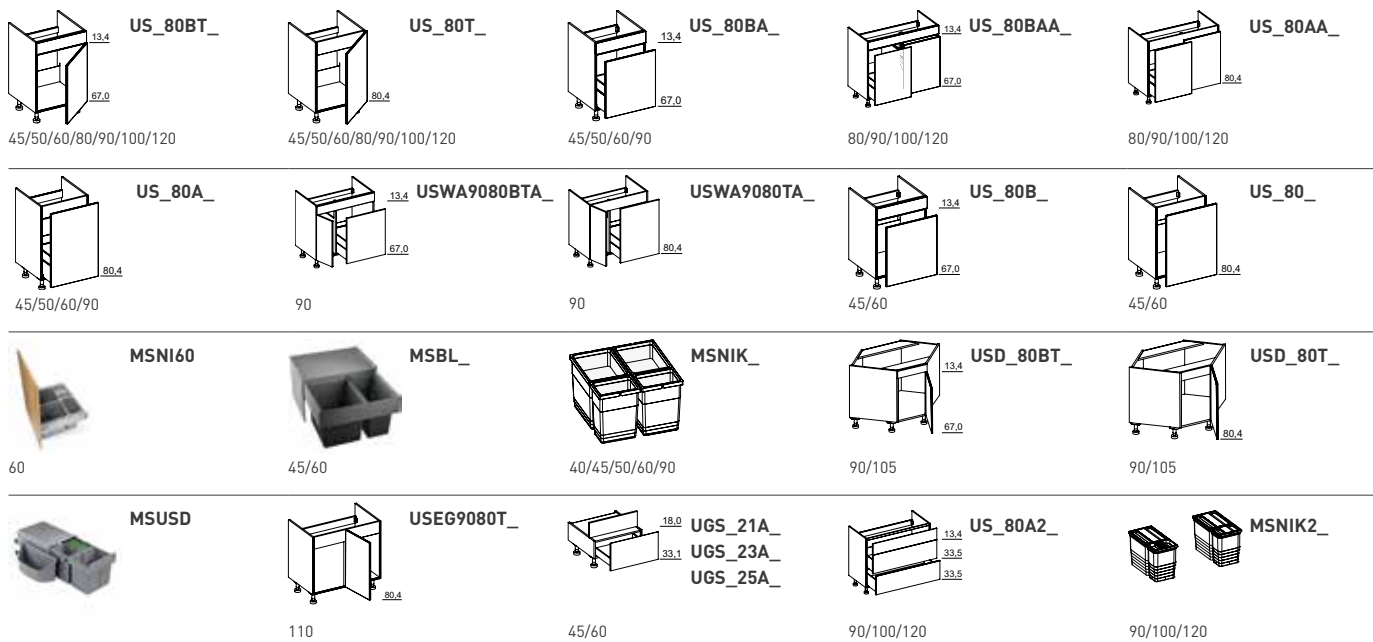
 90/105 80,4	UED_80T_	 110 80,4	UEG9080T_	 110/115/125 80,4	UEG_80LR_	 110/115/125 13,4 67,0	UEG_80LLR_	 110/115/125 80,4	UEG_80LP_
 110/115/125 13,4 67,0	UEG_80LLP_	 90 80,4	UE9080K_						

Unterschranke | linee | echt.zeit | loft | rondo

Herdumbauschränke


























Spülenschränke


























Hochschranke | linee | echt.zeit | loft | rondo

Höhe: 134,0 cm


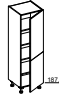
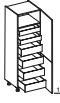
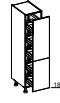
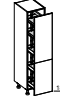
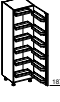
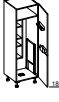
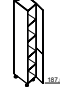
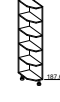

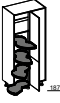

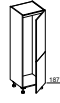

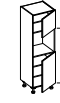
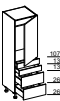
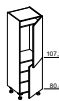
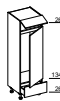
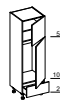
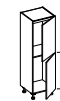
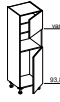
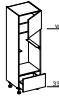

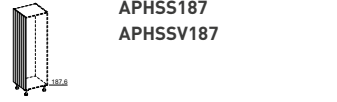
 30/40/45/50/60/80/90/100/120	 30/40/45/50/60/80/90/100/120	 30/45/60	 30/45	 30/45
 45/60	 30	 30	 90/100	 90/100
 120	 60	 60	 60	 60
 60	 60	 60	 60	 10/20
 60/80/90	 60/80/90			

Höhe: 147,4 cm


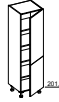
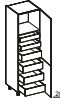
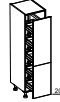
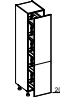

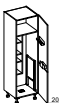
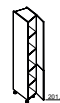
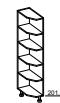

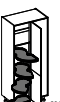

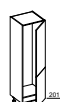
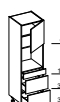
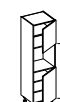
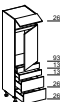

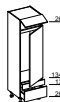
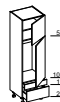
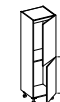
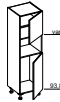
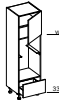
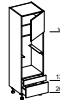
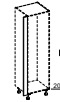
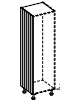
 30/40/45/50/60/80/90/100/120	 30/40/45/50/60/80/90/100/120	 30/45/60	 30/45	 30/45
 45/60	 30	 90/100	 90/100	 90/100
 120	 60	 60	 60	 60
 60	 60	 60	 60	 10/20
 60/80/90	 60/80/90			

Hochschranke linee | echt.zeit | loft | rondo

Höhe: 187,6 cm


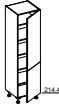
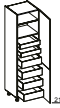
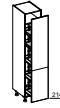
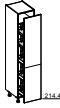
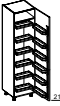
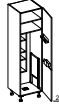
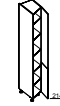


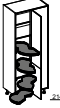

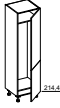


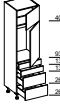
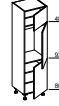
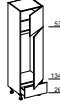
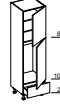
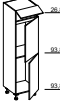
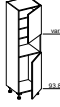
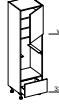
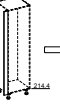
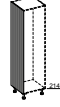
 30/40/45/50/60/80/90/100/120	 30/40/45/50/60/80/90/100/120	 30/45/60	 30/45	 30/45
 60	 60	 30	 30	 90/100
 90/100	 120	 60	 60	 60
 60	 60	 60	 60	 60
 60	 60	 10/20		

Höhe: 201,0 cm



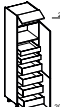
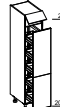
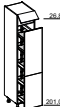

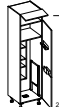
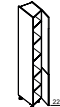

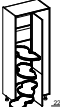
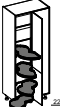

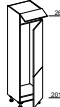
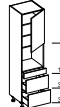
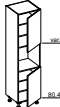

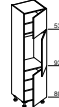
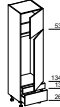
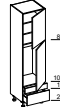


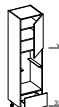
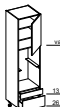

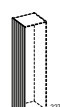
 30/40/45/50/60/80/90/100/120	 30/40/45/50/60/80/90/100/120	 30/45/60	 30/45	 30/45
 60	 60	 30	 30	 90/100
 90/100	 120	 60	 60	 60
 60	 60	 60	 60	 60
 60	 60	 60	 10/20	

Hochschranke linee | echt.zeit | loft | rondo

Höhe: 214,4 cm

 30/40/45/50/60/80/90/100/120	 30/40/45/50/60/80/90/100/120	 30/45/60	 30/45	 30/45
 60	 60	 30	 30	 90/100
 90/100	 120	 60	 60	 60
 60	 60	 60	 60	 60
 60	 60	 10/20		

Höhe: 227,8 cm

 30/40/45/50/60/80/90/100/120	 30/40/45/50/60/80/90/100/120	 30/45/60	 30/45	 30/45
 60	 60	 30	 30	 90/100
 90/100	 120	 60	 60	 60
 60	 60	 60	 60	 60
 60	 60	 60	 10/20	

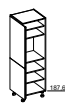
Hochschranke linee | echt.zeit | loft | rondo

Dreh-Schiebetürschrank



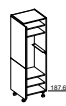
HDS_18713_

69.3/138.6



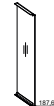
HGDS18760_

69.3



HGDS187G2_

69.3



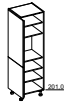
WSDS_187
WWDS_187

1.2/1.9/2.5



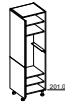
HDS_20113_

69.3/138.6



HGDS20160_

69.3



HGDS201G2_

69.3



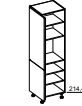
WSDS_201
WWDS_201

1.2/1.9/2.5



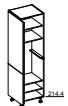
HDS_21413_

69.3/138.6



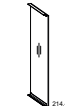
HGDS21460_

69.3



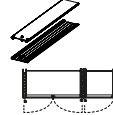
HGDS214G2_

69.3

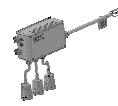


WSDS_214
WWDS_214

1.2/1.9/2.5






DSC_








AADS






Oberschränke linee | echt.zeit | loft | rondo






Höhe: 33,5 cm

O_33  15/20/30/40/45/50/60/80/90/100/120	O_33K_  30/40/45/50/60/80/90/100/120	O_33KIAL  30/40/45/50/60/80/90/100/120
--	--	--






Höhe: 53,6 cm






O_53  15/20/30/40/45/50/60/80/90/100/120	O_53T_  15/20/30/40/45/50/60/80/90/100/120	O_53KIAL  60/80/90/100/120	O_53S_  60/80/90/100/120	OA_53SA_  60/90
--	--	--	---	---






OFL6053T_  60	OFL_53T_  90/100/120	O_53M  50/60	OARE3053  30	OARR3053  30
---	--	--	---	--


OEG_53T_  80/90	OEG_53T_  110/115/125	OE_53  60/65/90	OE_53T_  60/65/90	OED6553T_  65
---	---	---	--	---

Höhe: 67,0 cm



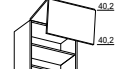


O_67  15/20/30/40/45/50/60/80/90/100/120	O_67T_  15/20/30/40/45/50/60/80/90/100/120	O_67F_  60/80/90/100/120	OA_67FA_  60/90	OFL6067T_  60
---	---	---	---	--






OFL_67T_  90/100/120	OFL_67F_  90/100/120	O_67M  50/60	O_67MK_  50/60	OARE3067  30
--	--	--	---	--






OARR3067  30	OEG_67T_  80/90	OEG_67T_  110/115/125	OE_67  60/65/90	OE_67T_  60/65/90
--	---	---	--	---

OED6567T_  65

Höhe: 80,4 cm

O_80  15/20/30/40/45/50/60/80/90/100/120	O_80T_  15/20/30/40/45/50/60/80/90/100/120	O_80F_  60/80/90/100/120	OA_80FA_  60/90	OFL6080T_  60
--	--	--	--	---

OFL_80T_  90/100/120	OFL_80F_  90/100/120	O_80M  50/60	O_80MT_  50/60	OEG_80T_  80/90
--	--	--	---	---

OEG_80T_  110/115/125	OE_80  60/65/90	OE_80T_  60/65/90	OED6580T_  65	OARE3080  30
---	---	---	--	--

Oberschränke linee | echt.zeit | loft | rondo



OARR3080

30

Höhe: 93,8 cm



O_93

15/20/30/40/45/50/60/80/90/100/120



O_93T_

15/20/30/40/45/50/60/80/90/100/120



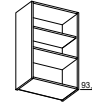
OFL6093T_

60



OFL_93T_

90/100/120



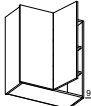
O_93M

50/60



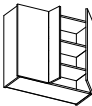
O_93MT_

50/60



OEG_93T_

80/90



OEG_93T_

110/115/125



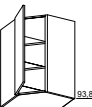
OE_93

60/65/90



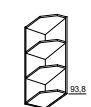
OE_93T_

60/65/90



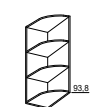
OED6593T_

65



OARE3093

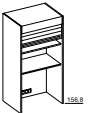
30



OARR3093

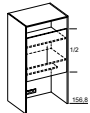
30

Aufsatzschränke



A_103RO
A_116RO
A_130RO
A_143RO
A_156RO

60/80/90/100/120



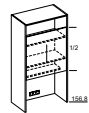
A_103VS_
A_116VS_
A_130VS_
A_143VS_
A_156VS_

60/80/90/100/120



A_1034RO
A_1164RO
A_1304RO
A_1434RO
A_1564RO

60/80/90/100/120



A_1034VS_
A_1164VS_
A_1304VS_
A_1434VS_
A_1564VS_

60/80/90/100/120

Produktinformation zu Oberschränken mit Licht

Schränke können mit Beleuchtung lt. untenstehender Tabellen ausgestattet werden.
Es kann zwischen zwei Lichtfarben gewählt werden: WW...Warmweiß oder KW...Kaltweiß.



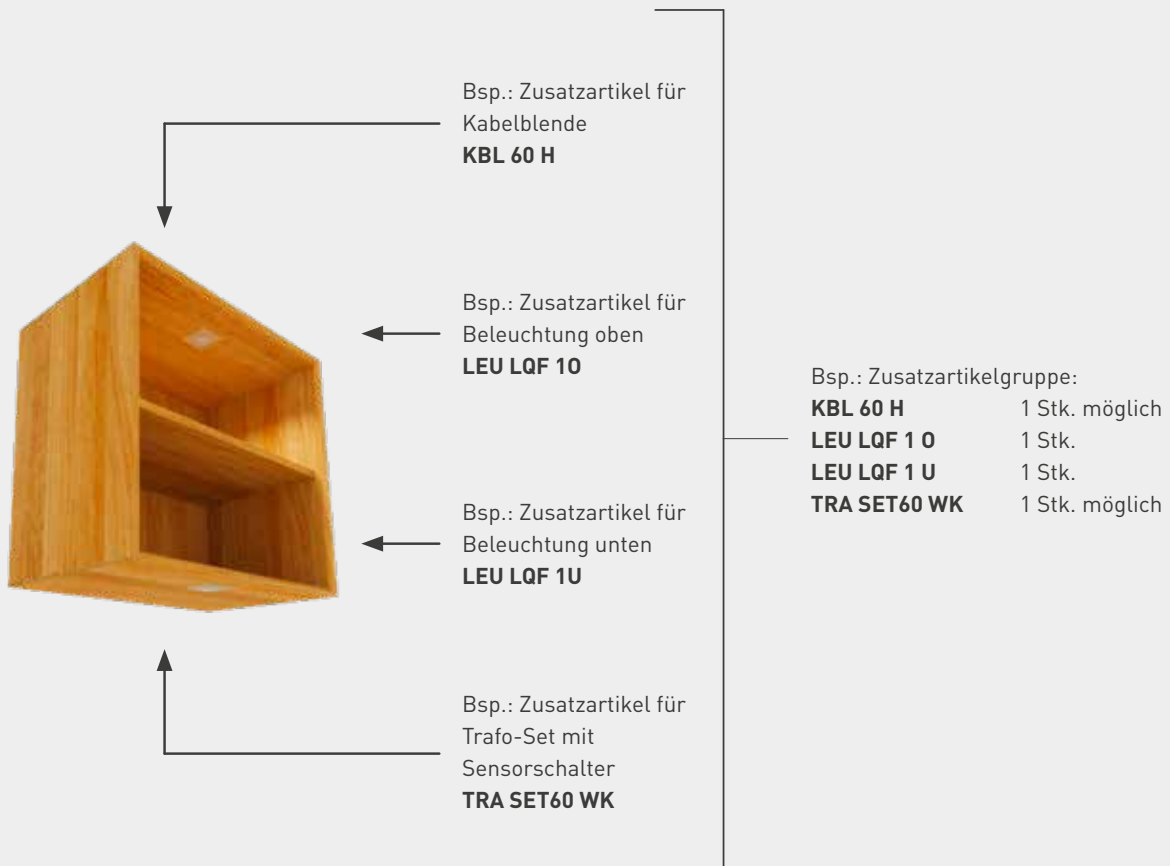
Lichtfarbe:

Werden bei Bestellung keine Angaben zur Lichtfarbe gemacht, wird automatisch WW...Warmweiß geliefert.

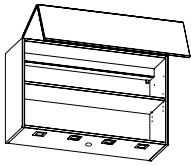
Die Ausstattung der Schränke erfolgt durch Zusatzartikel.

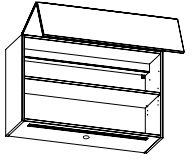
Beispiel:

Ausstattung eines offenen Oberschranks mit je einem LED Spot Quadratisch im oberem und unteren Boden, einer Kabelblende und einem Trafoset mit Sensorschalter.



Produktinformation zu Oberschränken mit Licht

Oberschränke mit LED	
 <p>Lichtfarbe: 3200K ○WW...Warmweiß 5000K ○KW...Kaltweiß</p>	
Korpusbreite	Anzahl LED-Leuchte / Leistung
30	1 LED-Leuchte / 3 W
40	1 LED-Leuchte / 3 W
45	1 LED-Leuchte / 3 W
50	1 LED-Leuchte / 3 W
60	2 LED-Leuchte / 6 W
80	2 LED-Leuchte / 6 W
90	3 LED-Leuchte / 9 W
100	3 LED-Leuchte / 9 W
120	4 LED-Leuchte / 12 W

Oberschränke mit LED Profil	
 <p>Lichtfarbe: 3200K ○WW...Warmweiß 4000K ○KW...Kaltweiß</p>	
Korpusbreite	Länge LED-Profile / Leistung
—	—
—	—
—	—
—	—
50	LED-Profil 40 cm / 4,5 W
60	LED-Profil 40 cm / 4,5 W
80	LED-Profil 60 cm / 7 W
90	LED-Profil 60 cm / 7 W
100	LED-Profil 90 cm / 10,5 W
120	LED-Profil 90 cm / 10,5 W



Sensorschalter:

wird immer mittig eingebaut
(von außen nicht sichtbar).

Berührungsloses Ein-/Ausschalten
und Dimmen.



Beleuchtung



LED Spot rund verstellbar
Edelstahl-Finish | schwarz matt



LED Spot quadratisch fix
schwarz matt



LED Spot quadratisch fix
Edelstahl-Finish



Lichtbrücke
Lichtfarbe von 2700 - 6500 K




LED Profileinbauleuchte
Edelstahl-Finish | schwarz matt



Pendelleuchte

Notizen





Wichtige Informationen zu materialtypischen Eigenschaften der TEAM 7 Naturholzmöbel finden Sie in unserem Service- und Gütepass auf www.team7-home.com/service-guetepass



TEAM 7 Natürlich Wohnen GmbH

Telefon +43 7752 977-700 | E-Mail info@team7.at | www.team7-home.com

Österreich | 4910 Ried/Innkreis | Braunauer Straße 26

Deutschland | 45966 Gladbeck | Gustav Stresemann Straße 50

Schweiz/Italien | 5643 Sins/AG | Tschampani 30

TEAM 7